



Seaside View

DECEMBER 2023

Newsletter for the Seaside Quilters Guild
Pacific Beach, CA

DECEMBER 2023 MEETING

Tuesday, DECEMBER 5, 2023 6PM



PRESIDENT'S MESSAGE

President's Letter December 2023

Linda Ballard our November speaker was fascinating, don't you agree? Her diagrams of showing simpler ways to put a quilt together were very informative. Perhaps you will never look at a quilt the same way again. Her workshop the following day with 20 participants was full of fun and laughter. Linda shared stories and taught us how to use flying geese rulers. If we didn't have a flying geese ruler, we learned how to measure accurately and create one with a regular ruler. Lots of learning going on! Thank you, Jo Vroman, and her helpers Roni Cripps, and Ginny Pence.

Our December meeting will be very busy with our pot luck, picking our backing for our Challenge Quilt, Snowman will be present to take our gifts to children in need, we will be playing the stealing game with our wall hangings, and no doubt many of you will have Show and Tell to share with all.

Thinking ahead to our January meeting, we will be looking for a nominating committee to select officers to take over in June. President, Vice-President, and Treasurer are needed. This is your opportunity to volunteer. Just let me know if you are interested.

See you soon. Sally

DECEMBER PROGRAM POTLUCK, CHALLENGE & GIFT EXCHANGE

DECEMBER 5, 2021

This month will be our Yearly Holiday **POT LUCK**. If your **last name** begins with the following letter please bring the following:

A-E. Side Veggie

F-H. Salad

I -M. Dessert

N-R Appetizer

S-Z. Main Dish



GIFT EXCHANGE

**PLEASE BRING A
SMALL WALL QUILT
NO BIGGER THAN 12 INCHES**





SEASIDE'S 2023-2024 QUILT CHALLENGE!



Get ready for Seaside's 2023-2024 Quilt Challenge!

- **December**- get your quilt back at the December drawing
- **April**- quilts are due, prizes in many categories

The challenge will be to choose a quilt back from those provided by us. Once you have your back, take it home and make a Linus or comfort quilt that coordinates with your back to donate to the guild.

DECEMBER MTG. JOIN THE CHALLENGE!

1. When you arrive, please sign your name on the sign up sheet that I will have.
2. I will draw a number during the meeting to determine the order in which you get to choose your back fabric..
3. When it is your turn, go to the display of backs and pick one. Take it home and make a Linus quilt.
4. April meeting bring the Linus quilt to show for prizes.

If you are unable to make the meeting and still want to participate call me and we can make arrangements to get you a back fabric.

Carol Simpson
530-859-2976

DECEMBER MEETING CHRISTMAS WITH KIDS!



CHRISTMAS WITH KIDS...Well, it's that time of year again and we have invited Snowman (Brian Trumm) to be our guest at our Christmas Meeting. As in the past, you are encouraged to bring an unwrapped toy for a San Diego child who might not be lucky enough to receive anything. If you prefer, you can write a check made out to CHRISTMAS WITH KIDS. Your generosity is greatly appreciated.

Mary Ann Moga

**WORKSHOP PHOTOS
NOV. 7
PIECES FROM THE PAST**



**Great workshop! Great teacher! Great classroom! Great salad bar!
Thank you Jo!**

NEW MEMBER - MARY ANDERSON WELCOME TO SEASIDE!!



Mary Anderson learned to sew from her mother. She began sewing clothes and other household items. Her quilting journey began about 20 years ago as she decided to make a quilt for a niece who was graduating. When her machine had some issues, she took it to be repaired and with her daughters urging bought a small embroidery machine. She loved embroidery right away and joined a group at Central Sewing in El Cajon to take classes. To date she has made embroidered quilts for many nieces and nephews detailing their special interests. The machine has been updated along the way as well. She has joined Seaside Quilters to broaden her knowledge of quilting. She showed her cardinal quilt at the November meeting and it was beautiful.



JANUARY FIELD TRIP TO ROAD TO CALIFORNIA



ROAD TO CALIFORNIA 2024

DATE: Friday January 19, 2024

Time: 8am to 6pm

SCHEDULE:

- 7:45 am Load bus
- 8:00 am Bus leaves De Anza Cove Park, 3000 N. Mission Bay Dr.
- 10:00 am Arrive at Road to California. Enjoy the quilt show, vendors and have lunch on your own
- 3:45 pm Load bus
- 4 – 6pm Drive back to De Anza Cove Park

PRICE: **\$80** includes bus and discounted show ticket based on minimum of 30 passengers. \$90 for non-quilt guild members

MUST HAVE PAYMENT IN AT DECEMBER MEETING

List of names and confirmation of payment will be sent out at a later date.

OPPORTUNITY OF THE MONTH



MONTH	DONATION BY	
DECEMBER	CHRIS BERNET	QUILT



December Opportunity: You will have an opportunity to win a gorgeous quilt made by Chris Bernet. So, bring your dollars, each ticket is \$5, six tickets for \$20, but you are more than welcome to buy more than just six. See you in December



SEASIDE PROGRAMS 2023-2024



PROGRAMS 2023-2024

The 2023-24 Program year started out with an exciting event with Linda Ballard guiding us through Discovering the Possibilities in each pattern. The workshop that followed on Wednesday was full with fun and new techniques presented. I think all participants at least completed one block with the drive to complete the project. Linda had a few of her 80 plus patterns available as well as information on her upcoming cruise. If you want more information on Linda Ballard patterns, retreats, workshops, and cruises check out her website at www.letsquilt.com

December 5, 2023: Holiday Potluck: 2024 Challenge Presented, Gift Exchange-small wall quilt not larger than 12”

December 11, 2023: Sit and Sew at the Tierrasanta Lutheran Church

January 2, 2024: Round Robin by Members: Roni Cripps: No tear FPP, Judy Uyemura: Apliquick™, Patt Seitas: How to Register your quilts with “California Heritage Quilt Project”

February 6, 2024: Vendor Presentation with Hoffman Trunk Show Topic might change depending on availability of a Hoffman Trunk

March 5, 2024: Speaker-Carolina Moore “My Favorite Notions”

March 6, 2024: Workshop with Carolina Moore “Log Cabin Heart or Scrappy Pumpkin” registration is open online.

April 2, 2024: Making Community Quilt- 2024 Challenge Presentation putting Quilt together.

May 7, 2024: Speaker- Wendy Mathson “Black and White to Brilliant”

May 8, 2024: Workshop with Wendy Mathson “No-Mess” Spot Dying

June 4, 2024: End of Year Potluck



UFO CLUB



SEASIDE QUILT GUILD UFO CLUB

1. Lois Heath
2. Rebecca Johnson
3. Patti Brown
4. Karen Zappone
5. Stevie Wheeler
6. Beverly VanderWall
7. Judy Uyemura
8. Carol Simpson
9. Chris Bernet
10. Jo Vroman
11. Ginny Pence
12. Joyce McCarthy
13. Debbie Murbach
14. Deborah Lancaster
15. Helen Hillman
16. Linda Duggan
17. Julia Lyons
18. Sally Stovall
19. Cindy Feagle
20. Patt Seitas
21. Cynthia Lyons-Dailard
22. Louise Goodman
23. Sue Tursi

Hi Everyone!

Great job finishing those UFO's for October and November. It was fun to see all the projects you finished. Congratulations to the following people for finishing UFO's: Deb L., Sally, Linda (2), Karen (2), Rebecca (2), Judy (3), Patt, Carol, Lois (won granola), Cynthia (6 and won 2 gift certificates!). Way to go everyone and everyone's tickets were added to the Mega UFO jar for the drawing in June. Even if you didn't win this time you get a second chance to win in June! How's that for a deal!!!!

We will still take sign ups in December if you would like to join. Now that we are coming up to the busy holiday season, please try to finish something for the UFO Club now as you know it just gets busier and busier! Remember it can be any item (Quilt, knit, crochet, painting or craft). So you have more time to sew, here is a quick recipe for crock pot ribs. The crock pot method makes the ribs so tender and moist!




Crock Pot Ribs


1 rack of ribs (I like spareribs because they have more meat than baby backs)

Dry rub (I use store bought dry rub, Phil's BBQ sells a nice dry rub too at their restaurant)

Barbecue Sauce (I like Sweet Baby Ray's)

Rinse off the ribs to make sure there aren't any gritty bone residue on them and cut into sections so it fits into your crock pot. Rub the Dry Rub all over the ribs. I do this in the crock pot so it doesn't make any extra mess! Put the lid on and cook on low for 4-5 hours. No liquid is needed. After they are done, I put them on a foiled lined cookie sheet and baste BBQ sauce all over them and bake or broil at 400 degrees until they get caramelized and browned a little. There will be some liquid in the crock pot. I like to strain this into a small saucepan and add more barbecue sauce and heat to make a yummy dipping sauce for your ribs. This meal is good with corn on the cob, potato salad or macaroni salad or coleslaw! A can of baked beans and cornbread doesn't hurt either!!!







BIRTHDAYS/ HOSPITALITY

HAPPY BIRTHDAY DECEMBER BABIES

The following members are celebrating their birthday in
DECEMBER

Patti Brown	12/27
Michaelanne Gephart	12/27
Lois Heath	12/16
Linda Jacoway.	12/21
Mary Lyons	12/28
Ione Saar.	12/29



Please bring a little something to share for door prizes: Candy, cookies, flowers, quilty stuff. Anything that you would love to open as a door surprise. I won't be at the Dec. meeting but Helen Hillman has a great bag of special goodies for this month.

DIRECTORY UPDATES

If you have already picked up your directory there are a few corrections. We are also pleased to announce we have a new member. Here's the information so you can update your directory.

Corrections

Ann Nolin has a new phone number --- 858-404-2990

Ginny Pence's two phone numbers are in the 858 area code.

Sue Tursi's zip code is 92110

Block of the Month



BUCKEYE is the BOM which is due for the DECEMBER drawing. The instructions are included in this newsletter and will be posted to the private Seaside Guild Facebook page in pdf format. Go to the files section to get this month, as well as the past months.

As with any instructions / recipe / directions: Remember to read through the instructions prior to beginning. Know where to go along the path before starting the engines!

If you have questions along the way, call me! I am usually within reach of the phone.

Again it will start with 5-inch squares (charms). Based upon popular demand, the instructions have been expanded to two pages for this month. There are two repeated units assembled into a four-patch.

Please be mindful of the dark/light orientations! These simple blocks make into wonderful quilt tops. Call me if you have questions! --

Stitchingly, Lois

Buckeye By Clara Stone 1906

INGREDIENTS are **5-inch Charms** (5in x 5in);

2 print Charms (Brown, Fall print) – to create the buckeye center: use the same fabric


2 background Charms (White, or cream, or ecru, or yellow / tan tones)

Notes: There are several names for this block. Some references are Jacob's Ladder (which is a 9-patch – this is only a 4-patch), other variations depend upon the color usages and placements (points in or out; same color or scraps). The blocks use the same units and pieces; but the outcomes are very different. Of course, there are multiple methods of assembly for the two units. Have fun with the methods described below. BTW, buckeye seeds resemble edible chestnuts, but the Ohio Buckeye fruits are toxic!

Block of the Month



BUCKEYE



The Block:

Possible final Layouts



Four Patch Units


With One Print 5.0 charm and One Background 5.0 charm, right (pretty) sides together, **stitch** 0.25 seams

on two parallel, opposing outside edges.

Open and press to the dark (print).



then



Cut down the center of the block.



Rotate and Join (Nest the seams)



(across seams)

Rotate one of the two pieces and align the centers so the opposing fabrics align. **Nest** the center seams.

Join the two pieces by stitching on the opposing outside edges (the two sides with the seams), as previously.

Cut down the center of the block (parallel to the stitch lines and across the previous seams).

Open and press as the fabrics desire (sometimes one will be more gracious in bending backwards than the other).



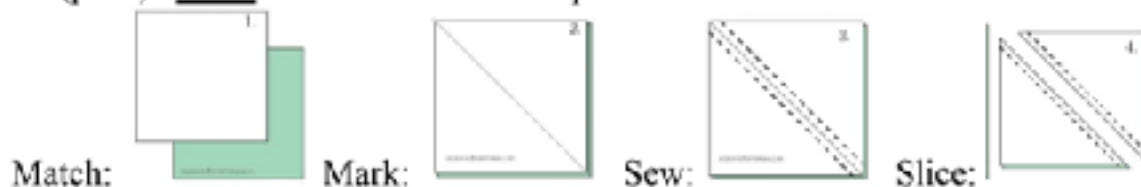
It is optional to 'swirl' the seams making those adorable ultra tiny 4-patches on the back side! Swirling allows the centers to lay extra flat.

Square up (**Trim**) the units to **4.5 squares**.

Yield: Two units of 4-patch trimmed to 4.5 each unit.

Half Square Triangles

Using the remaining two 5.0 charms right sides together, draw a **diagonal** on the back of the background (lighter). **Stitch** in both directions at 0.25 away from the diagonal line. **Cut** on the drawn diagonal. (If the Clearly Perfect Ruler is used, now is when the trimming occurs. Follow the ruler directions.) **Open and press** to the dark (print). **Trim** the two units to 4.5 squares.



Yield: Two units of HSTs trimmed to 4.5 each.

Final Assembly

Place the four units into the Block layout as shown. The dark squares of the 4-patch form a chain. The dark of the HST points inward. **Join** the columns. **Open** and **press** behind the Four Patch units. **Join** the Rows. **Open** and **Press** the block. **DONE!**



YIELD: One block currently at 8.5 inches.

The winner can make a nice sized Project Linus quilt top with 24 blocks.

Make several and "eat your way" through the 5-inch charms (without getting ill).

Images: Delaware Quilts; Generations Quilt Patterns. Apple Green Cottage. Seasoned Homemaker

Verbiage: LCH - 4passION7



QUILT RETREAT

VINA DE LESTONNAC RETREAT CENTER

Monday thru Thursday January 15, 16, 17, 18, 2024

This year's retreat is Monday January 15 – Thursday 18, 2024.

The price is \$520.00 double occupancy and \$670.00 for a single the entire four days. That includes 10 meals, a twin bed, in addition to the full days of quilting/sewing, shopping trip(s) to Temecula if desired, plus getting to know each other time, which usually involves a lot of laughing, teaching, and sharing.

The room is set up with ironing boards, cutting boards, heat, plenty of ice in the kitchen along with lots of snacks (including happy hour) which we bring and share. You won't want to miss out on all the fun!

To sign up you may reserve your spot with \$100.00 by giving a check made out to Seaside Quilters Guild to Sally or Debbie Zeller,



39300 De Portola Rd.
Temecula, CA 92591

COMMUNITY QUILT PROJECT



Community Quilt Project

Seaside Quilters Guild of Pacific Beach is joining with the Pacific Beach Branch of San Diego Public Library to create a community quilt celebrating our great city. We will be tapping into the creativity and energy of community members to make the quilt blocks that will comprise the quilt.

Our guild will be organizing three block-making workshops at the library to assist members of the community to make fusible, collage-style blocks. We will then work together to make these blocks into a giant quilt that reads SAN DIEGO. The quilt will hang in the Library from mid August to mid October 2024.

We are looking for members for our committee who can: help with advertising the project, assist at the workshops in January, February and March, Help put together the quilt, quilt the quilt, and help hang it at the library. We were thrilled with the positive reaction we got to the presentation at the September meeting and hope this enthusiasm will continue. We'll have a sign-up sheet at the December FUNdraiser meeting.

Chris Bernet, Carol Simpson, Deborah Lancaster

SEASIDE SHOEBOX SHUFFLE



The second month of the Shoebox Shuffle is underway. Just a few reminders:

1. One of the challenges is making the 12" finished block only from the fabric provided by the box owner and using that focus fabric.
2. Sign the sheet in the box with your name and date you finished the block.
3. Sign your block on the back of the block.
4. Bring your box to the December Guild meeting. If you are unable to attend, please make arrangements for someone to deliver it for you and then they will bring a box back to you.

The participants in the 2023-24 Shoebox Shuffle are:

1. Jo Vroman
2. Helen Hillman
3. Patt Seitas
4. Chris Bernet
5. Louise Goodman
6. Debbie Murbach
7. Rebecca Johnson
8. Donna Hogle
9. Sally Stovall
10. Despo Stevens
11. Cindy Feagle
12. Adele Josepho



I am always available for questions.
Happy Quilting
Jo Vroman
760-920-3945
vromancj@gmail.com



COMMUNITY SERVICE



PROJECT LINUS December 2023

Many, many thanks to those of you who turned in 32 completed quilts at the November Guild meeting. Unbelievable. You all do such beautiful work. Our total for the year is now 370!!

With the holidays coming there will be **NO WORKSHOP** in December. **January is not a good time either – too close to New Year's Eve and then I will be on the retreat in the middle of January.**

We will get started again in February.
~Linda Duggan~



GIVE AND TAKE



Isn't it amazing the treasures that can be found on the Give and Take Table?

Give and Take Table:-

The Give and Take table will be ready for you at the back of the room.

Bring your donations but please remember to check after the break and take back anything you brought that hasn't been snatched up.

Thank you, Gillian

REMEMBER DARLENE SIMMONS?

Darlene use to split time between here and a boat in the Pacific Northwest, but now has a permanent address in Southern Utah.

Bradford and Darlene Simmons
24 N. Tabletop St.
Washington, UT. 84780

From: Donna Hogle



Sewing with Friends

Earlier this year Jo presented the possibility to travel to Hamilton, Missouri for a "San Diego Sewing with Friends Retreat" October 22-25, 2024. Registration for our "Sewing with Friends Retreat" will open in January 2024 and close March 2024 before it will be open to other interested quilters. We need 25 to keep the retreat just to our group. I have confirmed that the pricing given in June 2023 is still current. So now is the time to firm up your travel plans and travel to Hamilton for quilting fun.

Retreat Date: October 22-25, 2024 with travel day October 21, 2024.

Retreat Fee: \$450 which includes dorm -style sleeping accommodation (2-5 per room and shared bathroom), 8 meals, coffee station, a sewing room with individual tables, as well as irons and cutting stations.

Sewing Machine: Babylock sewing machines are available at no additional cost when arranged at the time of reservation. So, you only bring your personal sewing supplies.

Early Check In: Available on Monday for an additional \$50 paid at time of arrival.

Travel Arrangements: Each participant is responsible for making their own travel arrangements. Flights from San Diego to Kansas City, Missouri. Transportation arrangements from the airport to Hamilton can be arranged or rental car options.

Accommodation: Rooms in the retreat center sleep between 3-5. No bunk beds. Six dormitory style bathrooms are on the second floor. Two handicapped rooms are available on the lower level with reservations by special arrangement.

The following have currently expressed interest:

Jo Vroman Cynthia Lyons-Dallard

Roni Cripps Vivian Simons

Sally Stoval Patty Packard

Donna Hogle Rebecca Johnson

Please contact Jo Vroman if you are interested in this retreat or additional information. Jo Vroman
vromancj@gmail.com

QUILTFOLK GUILD PROGRAM



Quiltfolk has created a custom coupon code for guild members to use on their website. Use the code GUILD28 which will give them 15% discount off the total amount of their next order through December 31.

15% OFF
WITH COUPON CODE
GUILD28

MEMBER INFO

DONATIONS AND COMFORT CARDS

COMFORT CARDS

Joyce McCarthy will send a card to any member who needs support.

Please let her know @
Phone: 858-272-4871

Email: jtimeout@san.rr.com

Joyce McCarthy
Comfort and Joy



CCSA

The chill is on!
Socks and things to keep one warm are the most requested items in the upcoming months. Dental products and health care (shaving, powders, and hair care items) are also frequently in need. Check the 'discount' area of the grocery store (most are in the back of the store) or just throw an extra item into your cart for donating. Canned goods, dry pasta, shelf stable serving jars, and other non-perishable pantry items are always welcome. Gently used clothing, jeans, shoes, also go quickly to those in need. Thank you for the donations! --
Stitchingly, Lois



HISTORY

What are you doing for the holidays? Give us progress reports on your projects! Inspire yourself through a good peruse on the Facebook page. Inspire others with posts! The Seaside Quilt Guild Facebook page (with the logo and meeting address in the banner) is private, so things are kept to those we know. There are hundreds of photos from our meetings and events. Enjoy the ogle! --
Stitchingly, Lois

Seaside Quilt Guild - San Diego



VISIONS MUSEUM OF TEXTILE ART



Irene Roderick Workshop



WORKSHOP JAN 15-16 AT ROSIE'S QUILT SHOP

ABOUT THE ARTIST

Irene Roderick



Irene Roderick was initially a painter but now specializes in quilt making and fabric dyeing. Her work is centered on intuitive and visceral improvisational quilting, which she describes as "dancing with the wall." Irene embraces creative intuition and trust in the process, starting with a single fabric scrap and building the quilt – element by element for a balanced and joyful result.

ONE BIRD

CONGRATS! WAY TO GO




PATT SEITAS

“Only One Bird” in the
“In Full Bloom” special
exhibit at the
Quilt Festival Houston.

DEBORAH LANCASTER

“Just One Bird”

Won 3 out of 4 categories
in the
Canyon Quilt Guild Challenge





Seaside Quilters Guild
 Monthly meetings - First Tuesday of
 the month (except July & August)
 First Meeting Free
 6:30 PM Social Time
 7:00 PM Meeting & Program

Soledad Club, 5050 Soledad Road,
 San Diego, CA 92109

meetings.
 This month's meeting: Tuesday,
 December 5, 2023

5:30 PM Social Time
 6:00 PM Meeting Starts

Newsletter:

Our newsletter is published monthly by Seaside Quilters for our members and San Diego area guilds.

The normal cutoff date for submissions to the newsletter is the 15th of each month.

Mail your submissions to Debbie Murbach
 email: debinkodesigns@gmail.com

Members are encouraged to submit information about tips; upcoming quilt shows; quilt shops visited; special recipes; or reviews of new books. Seaside Quilters reserves the right to edit articles for space. The information presented herein is for the education and benefit of our members.

Board Meetings

Board meetings will be held Monday prior to the regular meeting at 5:30pm on Zoom

WEBSITE

<https://seasidequiltersguild.com/>

FACEBOOK:

<https://www.facebook.com/pages/Seaside-Quilters/110905575667120>

INSTAGRAM:

https://www.instagram.com/seaside_quilters_in_san_diego/

We welcome members & guests alike who love quilts or enjoy making them.
 Our Annual Membership dues are \$45.00
 Guest Fee is \$5.00 per meeting

Seaside Board Members 2023-2024

Elected Officers

President	Sally Stovall
V.P.	Debbie Murbach
Corresponding Secretary/ Comfort & Joy	Joyce McCarthy
Recording Secretary	Chris Wringer
Treasurer/ Budget	Debra Zeller

Appointed Officers

2023-2024 Programs	Jo Vroman
2024-2025 Programs	Helen Hillman, Chris Bernet
Historian	Lois Heath
Parliamentarian / Bylaws Chair	VACANT

Committees

FUN RAISER NIGHT	Sally Stovall, Andrea Mau, Ginny Pence, Gillian Moss, Phyllis Drewett Debbie Zeller
------------------	--

Block of the Month	Lois Heath
UFO Club	Judy Uyemara, Rebecca Johnson
Door Prizes	Patti Brown
Give & Take Table	Gillian Moss
Hospitality	Cynthia Lyons-Dailard
Membership	Helen Hillman, Beth Bertsch
Quilt Challenge	Carol Simpson
Newsletter	Debbie Murbach
Opportunity of the Month	Stevie Wheeler
Project Linus	Linda Duggan
Quilting Sisters	Barbie Lorenz
Webmaster	Chris Bernet Chris Winger

Other Activities & Charity Projects

CCSA	Lois Heath
Old Town / History Quilting	Ginny Pence, Patt Seitas
Retreat Coordinator: SCCQG	Sally Stovall Chris Bernet, Rebecca Johnson
Toy Drive/ Snowman Contact	Mary Ann Moga
Visions Museum of Textile Art	Debbie Murbach

**General Meeting Minutes
Seaside Quilters Guild
November 7, 2023**

The meeting was called to order by Sally Stovall at 6:03pm.

34 Members were present and three guests.

Two members of the Sunshine Quilters, San Diego, were also present to sell raffle tickets for their annual quilt raffle.

Barbie Lorentz reported that last month's fundraiser netted \$2,405.00.

Joyce McCarthy is available to send cards if there are members ill or experiencing difficult times. Please let her or Sally Stovall aware of any circumstances.

Jo Vroman announced that it is the second trade for those participating in the Shoebox Shuffle. She also reminded members that the December exchange is a twelve-inch miniature quilt, and that enrollment is open online for the March and May workshops.

Carol Simpson announced that the Community Quilt project needs committee members. There is a need for an individual to do publicity for the project. Also needed are members to staff the quilt workshops in January, February and March. She also reminded members that this year's challenge is to take a quilt backing (available at the December meeting) and make a matching quilt top and turn in the finished quilt for LINUS. There will be prizes awarded based on different judging criteria.

Lois Heath announced that the December Block of the Month is "Buckeye" and handed out instructions.

Cynthia Lyons-Dailard requested members to sign up for a month of hospitality.

Linda Duggan provided the 2023-24 print directory for distribution.

Stevie Wheeler announced the opportunity of the month was a Silhouette Cutting Machine.

Linda Duggan reported that 360 LINUS quilts have been donated this year. Kits and pinned quilts were available for pick up for completion and members are welcome to pick up from her at home while she is recuperating after surgery. She would also appreciate help during that time for individual helpers to put together kits. Please contact Linda if you are able to either pick up or put together quilt kits.

Sally Stovall announced that the January retreat is full, however please contact her if you are still interested in attending as they may be able to add additional attendees.

Debbie Murbach encouraged sign-ups for the January 19th Road to California bus trip. The cost is \$80.00 and there are 30 seats available.

Judy Uyemura said UFC membership is still open. The cost is \$10, and drawings are held each month with a grand drawing at the end of the year.

Deborah Lancaster donated a Modern Strip Quilt online class November 8 for anyone interested and available.

Mary Ann Moga is gathering Donations and Gifts at the December meeting for Christmas with Kids.

Jo Vroman introduced Linda Ballard from Palo Cedro in Northern California (near Redding) and a Quilt Designer, Teacher, and former Quilt Shop Owner as our speaker. Linda shared her "Discover the Possibilities"