



# Seaside View

FEBRUARY 2024

Newsletter for the Seaside Quilters Guild  
Pacific Beach, CA

## FEBRUARY 2024 MEETING

Tuesday, February 6, 2024, 6PM

## PRESIDENT'S MESSAGE



It has been a very busy January in our guild. At the January meeting we enjoyed learning new tips from Roni Cripps, Patt Seitas and Judy Uyemura. Thank you, ladies, for your enthusiasm and careful planning to teach us about your love of quilting.

Thirteen of us enjoyed four days at the retreat center in Temecula. The days were warm, and the evenings brought the howling coyotes along with the cool night. We all accomplished quite a bit, and you can see our accomplishments by checking out our Instagram account. ([seaside\\_quilters\\_in\\_san\\_diego](#))

The bus trip to Road 2CA was easy! Just sit and enjoy the ride. The show was just as wonderful as in the past, with 39 new vendors. The quilts were outstanding. We were able to see Donna's Chicken Quilt and Jo Vroman's work in digitizing our Seaside logo hanging as part of the Southern California Council of Quilt Guilds display. Thank you, Debbie Murbach for organizing our bus trip.

The kickoff of our Community Quilt project on Sunday the 21st at the Pacific Beach Library was a success. Thank you to Chris Bernet, Debra Lancaster and Carol Simpson for organizing this project and getting us involved. We still have two more sessions to involve the public. One in February and one in March. Stay tuned for an update at our February meeting.

Our February meeting will provide a new look at philanthropic organizations. Refugee-net is an organization that provides aid to refugees legally admitted to our country and living in San Diego. Mission Hospice has several opportunities for volunteers who enjoy sewing.

See you soon.  
Sally Stovall

# FEBRUARY PROGRAM

## REFUGE.NET AND MISSION HOSPICE

The Guild has scheduled presentations from (2) philanthropic organizations: Refuge.net and Mission Hospice.



# OPPORTUNITY OF THE MONTH



MONTH	DONATION BY	
FEBRUARY	CINDY FEAGLE	CARRY BAG FOR CUTTING BOARD, RULERS AND OTHER NOTIONS



Just in time for Valentine's Day and the next Quilt Until You Wilt - one of Cindy Feagle's beauty carry bag for your cutting board, rulers and other notions. And to go with this month's Opportunity drawing, a lovely Valentine wall hanging. So, bring your dollars to our February meeting.

# SEASIDE PROGRAMS 2023-2024



## Programs 2023-24

The member Round Robin at the January meeting exceeded my expectations. I want to thank Roni, Judy and Patt for all the work they put into their inspiring presentations. I hope each of you acquired new and inspiring information to assist you in the techniques presented.

February's program has changed so hope you will enjoy the presentations planned. I was not able to identify vendors or get a Hoffman Trunk as planned. I was motivated for this program change after I saw an article in the Block Magazine on Community Connections and hearing from other quilters all the community programs that they are involved in using their quilting skills. In keeping with the Philanthropy opportunities that the guild has schedule presentations from Recipients of Refugee.net, and Mission Hospice.

**February 6, 2024:** Philanthropy Continued

**March 5, 2024:** Speaker-Carolina Moore "My Favorite Notions"

**March 6, 2024:** Workshop with Carolina Moore "Log Cabin Heart or Scrappy Pumpkin" registration is open online.

**April 2, 2024:** Making Community Quilt- putting Quilt together. Challenge Linus Quilt presentation.

**May 7, 2024:** Specker- Wendy Mathson "Black and White to Brilliant"

**May 8, 2024:** Workshop with Wendy Mathson "No-Mess" Spot Dying registration is open on line.

**June 4, 2024:** End of Year Potluck



# BIRTHDAYS/ HOSPITALITY

## HAPPY BIRTHDAY FEBRUARY BABIES

The following members are celebrating their birthday in  
**FEBRUARY**

Beverly Vanderwall 2/3  
Beth Bertsch 2/7  
Mary Ann Moga 2/10  
Helen Hillman 2/15  
Janice Faulstich 2/22



Please bring a little something for door prizes.  
Think Spring, flowers, garden tools or something yummy to snack on.  
Anything that you would love to receive as a surprise!

See you in February!  
Patti Brown



## HOSPITALITY

**THANK YOU FOR THE  
REFRESHMENTS!**

- LINDA DUGGAN
- CAROL SIMPSON
- MARY ANN MOGA
- ANDREA MAU



## Block of the Month



### SHOO FLY SQUEEZE



**BLOCK OF THE MONTH:** Congratulations to SALLY STOVALL, the winner of the January Blocks – Square in Square. There were so many entries, Sally’s quilt top should be a nice queen size! If you have more blocks, please let her know so that she can plan her quilt top!

The block for the February turn in is the “Shoo Fly Squeeze”. The instructions are included here as well as being posted to the Seaside Facebook page (see the separate “History” article within this newsletter). Start with 5-inch squares of blue, pink, neutral, and one 2.5 square as a Pop color. The adjusted 9-patch should come together in a jiffy. Call me if you have ANY questions on the pattern. –

Stitchingly, Lois Heath

# Block of the Month



## Shoo Fly Squeeze

INGREDIENTS are **5-inch Charms** (5in x 5in)

2 Medium **BLUE** print charms (Stiles)

Cut and trimmed into 4 pieces 2.5 x 4.5

2 Dark **PINK** print charms (HST) (Pinks - any dark hue / value / shade within the pink range)

2 Background **LIGHT** Charms (HST) (White, or cream, or pale yellow) These are corners.



1 **POP** square of 2.5 (High contrast to the others: bright red, black, deep and dark purple or blue)

**NOTES:** A true Shoo Fly block is a 9-patch of equally sized rows and columns. This is a "squeezed" version with the 'center' areas being half the dimension of the corners.



The Block:

Layouts:



### Mise en place (Pulling it together / Preparations)

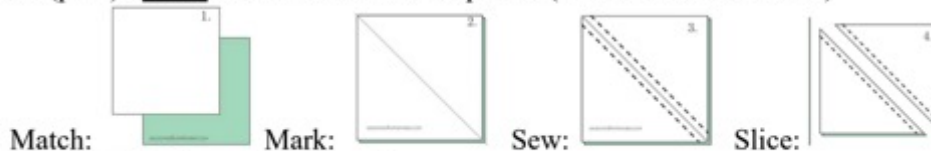
**Center:** If beginning with a 5.0 "pop" charm, cut in half both directions to obtain 4 pieces which are 2.5 squares. To be frugal, use all four "pop" pieces and make 4 blocks. This will require 8 each of the other ingredients. The Yield will be Four Blocks and four entries for chances to win.

### Stiles (the center side spokes between the HSTs)– **Medium BLUE** - Preparation

For directional fabric: stack the two pieces in opposite orientation so one is horizontal and the other is vertical. **Cut** in half to yield four 2.5 x 5 pieces. **Trim** one end of each of these four pieces to obtain 2.5 x 4.5 logs. Listen to the chosen print, sometimes the print will prefer one end trimmed over the other. LOL

### Half Square Triangles

Using 1 Dark PINK and 1 Background; place pieces right sides together, draw a diagonal on the back of the background (lighter). **Stitch** both sides of line at 0.25 away from line. **Cut** on the drawn diagonal. (If a Clearly Perfect Ruler is used, now is when the trimming occurs. Follow the ruler directions.) **Open and press** to the dark (pink). **Trim** the two units to 4.5 squares. (I use a Bloc-Loc ruler!)



**Yield:** Two units of HSTs trimmed to 4.5 each.

### Final Assembly

**Layout** the rows with the dark HST points facing inward. (Directional prints in stiles go same direction.)

**Join** the columns **pressing** towards the stiles; the center row will press 'outward' from the center; the top and bottom rows will press inward. **Join** the rows and press flat.

**YIELD:** One block currently at 8.5 inches. A nice sized Project Linus quilt top needs 24 blocks.



# UFO CLUB

## SEASIDE QUILT GUILD UFO CLUB

1. Lois Heath
2. Rebecca Johnson
3. Patti Brown
4. Karen Zappone
5. Stevie Wheeler
6. Beverly VanderWall
7. Judy Uyemura
8. Carol Simpson
9. Chris Bernet
10. Jo Vroman
11. Ginny Pence
12. Joyce McCarthy
13. Debbie Murbach
14. Deborah Lancaster
15. Helen Hillman
16. Linda Duggan
17. Julia Lyons
18. Sally Stovall
19. Cindy Feagle
20. Patt Seitas
- 21 Cynthia Lyons-Dailard
22. Louise Goodman
- 23 Sue Tursi

Whew! Made it through the holidays and although it was full of fun times, festive decorations, yummy foods and cards and presents, I'm kind of glad it's done, and life is back to normal. Somehow amidst all the extra things to do, exercise, golf and quilting got pushed to the back burner and I'm happy to get back to my normal slightly less hectic routine.

First on the list was putting away all the holiday items and clean up. Then I had to work on house things that got neglected. Finally started organizing my quilting projects and started sewing again (yay!). January is a good time to take stock of your UFO projects and other projects and prioritize what you want to finish first. For me it's a quilt I'm finishing for my son's birthday, a baby quilt gift and prepping an applique project to take on an upcoming trip.

Also, one of my friends asked me to teach her daughter how to sew. Her daughter (7th grade) really wanted to learn (kind of unusual since she's not been exposed to sewing at all). Even though I am kind of over the top over-scheduled, I agreed to teach her. Surprisingly, she is a joy to teach, and she LOVES using the sewing machine. I'm having a lot of fun passing along some of the quilting/sewing knowledge to the next generation. So far, I've taught her how to make potholders and a pillowcase. Next session, we are making bowl cozies. It makes me so happy to see how proud she is of the items she's made! If anyone is thinking of getting rid of a sewing machine (preferably Bernina), she is looking into buying a machine.

Now back to UFO Club. Congratulations to the following people who finished UFOs for the January meeting: Linda, Judy (2), Jo, Chris (2, who won caramel crispix), Patti (3, who won caramel crispix) and finally, Cindy (3, who won a \$20 gift certificate to Rosie's). Congratulations to all for finishing items during the busy holiday season and all your names were added to the Mega UFO drawing for June.

We hope to see you and your completed UFO projects at the February meeting!



# SHOW AND TELL AND UFO CLUB



# SHOW AND TELL AND UFO CLUB



# SHOW AND TELL AND UFO CLUB



# SIT AND SEW Every 2<sup>nd</sup> Monday


The room is very well lit and has lots of electrical outlets. It is a fun place to get together while we sew on our own projects. There is ample parking close to the room. If you need help getting your equipment into the room, we will help get it moved. Hope to see you there!



- **DATES:** February 12, 2024, March 11, 2024,
- **DATES FOR COMMUNITY QUILT PROJECT:** April 8, 2024 and May 13, 2024
- **LOCATION:** Tierrasanta Lutheran Church at 11240 Clairemont Mesa Blvd.
- **TIME:** 10am – 3pm
- **FEE:** \$5 donation
- **BRING:** Lunch. Several options are in easy driving range.
- **PROVIDED:** Ironing boards, iron and worktables.



# QUILT RETREAT



## VINA DE LESTONNAC RETREAT CENTER

**Thursday May 16 – Sunday May 19, 2024**

**Thursday Sept. 12 – Sunday Sept. 15**

Prices are as follows:

Double Occupancy - \$548.00

Single Occupancy - \$748.00

There is also a daily rate of \$20.00 plus a \$22.00 meal charge for lunch if you are interested in driving up for Friday and/or Saturday. Talk to Sally if interested in this option.

To secure your place at the retreat write a deposit check made out to Seaside Quilters Guild for \$100.00 per retreat and give/send to our treasurer Debbie Zeller, or to Sally Stovall. Final payments are not required until 30 days before the event.

The fee includes three meals a day (yes, it is true, no cooking for three days!), your own bed, plus, the full days of quilting, going to Temecula to quilt shops, getting to know great quilters and whatever else you wish to do (take naps?). The large sewing room is set up with ironing boards, tables, cutting mats, and your own space. You won't want to miss out on all the fun, so get your deposit in today!

39300 De Portola Rd.  
Temecula, CA 92591



# QUILT RETREAT



## VINA DE LESTONNAC RETREAT CENTER







# QUILT RETREAT



## VINA DE LESTONNAC RETREAT CENTER



# COMMUNITY QUILT PROJECT

EXAMPLE



## Community Quilt Project

Seaside Quilters Guild of Pacific Beach is joining with the Pacific Beach Branch of San Diego Public Library to create a community quilt celebrating our great city. We will be tapping into the creativity and energy of community members to make the quilt blocks that will comprise the quilt.

Our guild will be organizing three block-making workshops at the library to assist members of the community to make fusible, collage-style blocks. We will then work together to make these blocks into a giant quilt that reads SAN DIEGO. The quilt will hang in the Library from mid August to mid October 2024.

We are looking for members for our committee who can: help with advertising the project, assist at the workshops in January, February and March, Help put together the quilt, quilt the quilt, and help hang it at the library. We were thrilled with the positive reaction we got to the presentation at the September meeting and hope this enthusiasm will continue.

Chris Bernet, Carol Simpson, Deborah Lancaster





# COMMUNITY QUILT PROJECT

Hi Seasideers!!

Carol, Deborah and I have been hard at work finalizing plans for the COMMUNITY QUILT. We met with **the Pacific Beach Librarian, and she let us know that hanging many smaller quilts from our guild members would be spectacular!!**

So, this is a call out for you all to make a quilt or put a hanging sleeve on a quilt you have already made that **represents San Diego**. I'm thinking beachy things, family things, pretty much anything that you think fits. Any quilt that would make someone **want to learn to quilt**....

- Each quilt should be no taller than 5 feet; should have a sleeve on it and come with its own dowel - Sorry, we aren't a real quilt show so we don't have rods..... If we get more than we have space to hang, The Committee reserves the right to choose what will hang.

We'll need these quilts by **August 1**. We will be hanging the exhibit on August 13 and 15. The exhibit will open August 16 and we are planning to have a **reception on Saturday August 17 from 3-5!!** I am getting so excited about this. I know this is coming out after the January workshop. If you came THANKS! If you couldn't make it, please come to the February or March Workshops just to hang out and maybe make your own block, it's fun and kind of addicting!

Chris Bernet



# SEASIDE'S 2023-2024 QUILT CHALLENGE!



Get ready, get set, GO!!!!!!  
Seaside's 2023-2024 Quilt Challenge is here.

- **April-** quilts are due, prizes in many categories

The challenge will be to choose a quilt back from those provided by us. Once you have your back, take it home and make a Linus or comfort quilt that coordinates with your back to donate to the guild.

Pattern ideas will be provided or produce your own.

- And how about challenging yourself to only use fabric from your stash?
- Or try something fun and funky?
- Or work on perfecting your perfect piecing?
- Or your free motion quilting?
- Hand-quilting?

The challenges are endless. Have fun!



# SEASIDE SHOEBOX SHUFFLE

## FOURTH MONTH



The Fourth month of the Shoebox Shuffle is underway. As we start month four it might be time to assess if each box has enough fabric to complete 12 blocks. Some participants over supplied their box with options, but some have enough focus and background but maybe could benefit from some additional coordinating fabrics. If you think the box you have could benefit from additional fabric let me know and I will reach out to the participant to see if they have additional fabrics to add to their box to bring to the February meeting.

### Just a few reminders:

1. One of the challenges is making the 12" finished block only from the fabric provided by the box owner and using that focus fabric.
2. Sign the sheet in the box with your name and date you finished the block.
3. Sign your block on the back of the block.
4. Bring your box to the February Guild meeting. If you are unable to attend, please arrange for someone to deliver it for you and then they will bring a box back to you.



I am always available for questions.  
Happy Quilting  
Jo Vroman  
760-920-3945  
[vromancj@gmail.com](mailto:vromancj@gmail.com)

### Participants are:

1. Jo Vroman
2. Helen Hillman
3. Patt Seitas
4. Chris Bernet
5. Louise Goodman
6. Debbie Murbach
7. Rebecca Johnson
8. Donna Hogle
9. Sally Stovall
10. Despo Stevens
11. Cindy Feagle
12. Adele Josepho

# CHIT CHAT IS BACK GIVE AND TAKE

FEBRUARY 2024

Chit Chat is Back!



In the days B.C. (Before COVID), long-time members of the Guild may recall that we enjoyed “Chit Chat” as a way to become better acquainted with one another. Well, it’s coming back!

This is how it’ll work: At each meeting, we’ll have a box on the sign-in table where those who wish to participate that month will provide their name and preferred way of being contacted-by phone, text, or email. At the meeting, names will be drawn in twos and you’ll find out who your partner for the month will be. Over the course of the month, you can get together for coffee, tea, lunch, a walk in the park, or whatever you choose. You can spend an hour or 2 getting to know one another out somewhere or at one of your homes.

This is completely voluntary, but who doesn’t welcome an opportunity to make a new friend? As a new member, I know that I’m very much looking forward to learning more about other Guild members, and I hope you are, too!

Janice Faulstich

---

## Isn’t it amazing the treasures that can be found on the Give and Take Table?

Give and Take Table:-

We collected \$60 at the January meeting. Thank you to everyone that donated items and to everyone who purchased items.

(and thank you for taking your unpurchased items home.)

Phyllis Drewett



# TRAVEL TO HAMILTON FOR RETREAT OCTOBER 22-25, 2024



It is time to firm up your travel plans to travel to Hamilton for quilting fun with “Seaside Sewing with Friends Retreat” October 22-25, 2024. Registration for our “Sewing with Friends Retreat” will open in January 2024 and close March 2024 before it will be open to other interested quilters. We need 26 to keep the retreat just to our group. I have confirmed that the pricing given in June 2023 is still current. The retreat information will be offered to other groups starting in January to hopefully fill our retreat.

**Retreat Date:** October 22-25, 2024. October 22, 2024 is check in day with first meal in the evening with open sew after. Early arrival is available for Monday October 21, 2024 for additional \$50.

**Retreat Fee:** \$450 which includes dorm -style sleeping accommodation (2-5 per room and shared bathroom), 8 meals, coffee station, a sewing room with individual tables, as well as irons and cutting stations.

**Sewing Machine:** Babylock sewing machines are available at no additional cost when arranged at the time of reservation. So, you only bring your personal sewing supplies.

**Early Check In:** Available on Monday for an additional \$50 paid at time of arrival.

**Travel Arrangements:** Each participant is responsible for making their own travel arrangements. Flights from San Diego to Kansas City, Missouri. Transportation arrangements from the airport to Hamilton can be arranged or rental car options.

**Accommodation:** Rooms in the retreat center sleep between 3-5. No bunk beds. Six dormitory style bathrooms are on the second floor. Two handicapped rooms are available on the lower level with reservations by special arrangement.


The following have currently expressed interest:

Jo Vroman	Cynthia Lyons-Dallard	Sylvia Corbin
Roni Cripps	Vivian Simons	Audrey Noonan
Sally Stoval	Patty Packard	Sue Stevens

# MEMBER INFO

## FACEBOOK AND COMFORT CARDS

A card was sent to Lynn Glenn wishing her a speedy recovery from auto accident.



A card was sent to Karen Zappone offering comforting thought for her husband

### COMFORT CARDS

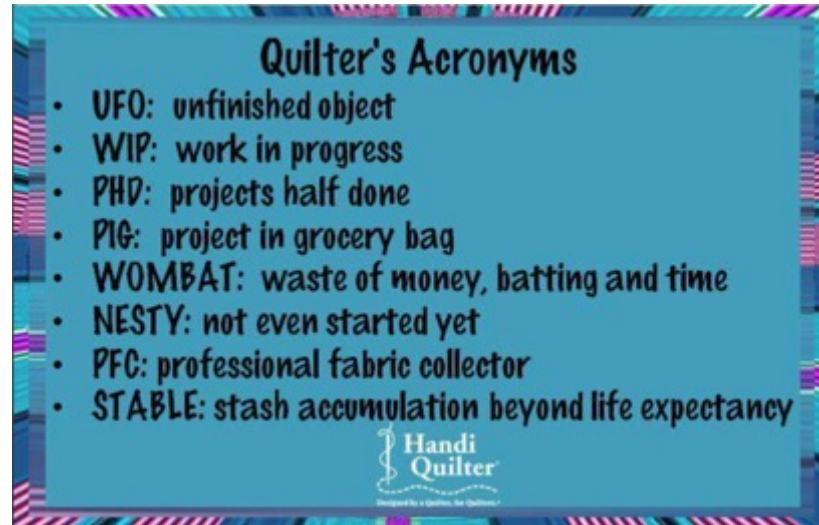
Joyce McCarthy will send a card to any member who needs support.

Please let her know @

Phone: 858-272-4871

Email: [jtimeout@san.rr.com](mailto:jtimeout@san.rr.com)

Joyce McCarthy  
Comfort and Joy



### HISTORY

Patt Seitas made a great presentation at the January meeting. Our Seaside history isn't as thorough on a per quilt basis, but there are a plethora of quilt pictures on the Facebook page documenting most items shared and presented at our monthly meetings. Have a great walk down memory lane. Gain tons of inspiration. View color combinations and patterns and projects. **Seaside Quilt Guild – San Diego** on Facebook is the place. If you are a first-time visitor, send a request and if possible, include something specific allowing the facilitator to 'recognize' you as a Guild Member.

–Stitchingly, Lois



## Seaside Quilt Guild - San Diego



# JANUARY FIELD TRIP TO ROAD TO CALIFORNIA

ROAD  
2CA



Bus trip to Road to California was fun! Seaside was part of a display sponsored by Southern California council of Quilt Guilds. Jo Vroman did our logo and Donna Hogle's Chicken Quilt was on display.





## Project Linus – February



Fellow quilters, I want to share a thank you note from Project Linus San Diego Chapter Coordinator, Ursula Sorenson received from a local school. Ursula coordinated delivery of over 100 quilts to two different schools in the downtown area. Thank you to everyone at Seaside who helped contribute to this effort. It's heart warming to get such a nice note from the recipients

Dear Partners at Project Linus,

Thank you so much for the very generous donation of blankets for Horton Elementary students. You may not know that Horton Elementary is San Diego Unified School District's number one Title 1 ranked school in the district; 99% of our students qualify for free lunch and breakfast and we have a 42% population of homeless/foster youth (officially categorized as Youth in Transition under the federal McKinney Vento Act).

We were able to get the blankets into the hands of our students who are currently living in an unstable housing situation. Students were excited to pick out a blanket. And, because of your generous donation, we were able to give an additional blanket to a few of our students who are in exceptional need. Currently two of our students are living in a tent in a homeless encampment, and six others are living in cars. The blankets will definitely bring some additional warmth to some of the harsh living circumstances a few of our students are experiencing.

Again, thank you so much for the beautiful blankets. Your generosity is greatly appreciated.

Danielle Garegnani, Principal  
Horton Elementary Horton Elementary School :  
5050 Guymon Street  
San Diego, CA. 92102

On to my regular news --- We're off to a good start this year with 16 quilts completed. **Workshops begin again on Thursday, February 6** (new meeting day). **I hope lots of you can make it.** Thank you all so much for all the finished quilts handed in at the January Guild meeting. Some really cute designs. Next workshop will be Tuesday, February 21. Meet at 10:30 at my home. Bring your own lunch.

~Linda Duggan~



# CCSA



## CCSA

CCSA: WoW! An entire truckload of items was taken to CCSA. They expressed complete enthusiasm with receiving all of the socks and hygiene products as well as the gloves and blankets. What a joy these donations will be bringing to those in need. The needs will persist, and the donations will continue to be accepted.

CCSA provides tangible assistance to those requesting help through the pantry and closet facilities. CCSA also assists with day bus passes to be able to access medical appointments, resource arrangements (documentation, resume, jobs, birth certificates, ID cards, applications for agency assistance), and counseling with recommendation references for additional care and consultations.

In addition, CCSA is celebrating their 50th Anniversary of serving the communities and changing lives. There is a special fund-raising campaign to raise \$50,000. Connected with this campaign is a special opportunity to receive \$20,000 in matching donation! The impact of any cash donations is quick and directly helps those in need. Please go online to make a monetary donation and learn

more: <https://www.ccsasandiego.org/donate>



# 2024 QUILTING INTENTIONS

FROM JO VROMAN

## 2024 Quilting Intentions: Please share your quilting intentions for 2024



I received these quilting encouragements from my friends at Nebraska Quilt Company. I added Seaside Opportunities to coincide with these intentions.

1. Finish at least 1 project each month, including quilting and binding: Make this your UFO challenge. Great prizes each month and end of the year.
2. Learn at least 1 new thing about your sewing machine, like a new stitch, how to use a new foot, or a new technique.
3. Help one friend get motivated to finish 1 project, by asking them, checking in on them, and supporting them as needed: Drop by Quilt til You Wilt for friendship and motivation to finish a project
4. Take 1 class that improves your skills for sewing or long arming: Learn from an expert about a skill that you want to learn to do or master as often as you can: Membership Round Robin. Reach out to our three experts from January meeting
5. Make a new friend each month: Take advantage of Chit Chat to meet guild members
6. Meet a friend once a month to sew, for lunch, or for a walk: Quilt til You Wilt or Linus
7. Schedule these activities to keep on track.

# VISIONS MUSEUM OF TEXTILE ART

## MEMBER CHALLENGE

### Current Exhibitions



January 13 – March 2

I SEE YOU



January 13 – April 27

TINY PIECES, VAST VISIONS



January 13 – April 27

SENSE OF PLACE



January 13 – April 27

THE GUARDIAN QUILTS

### MEMBERS CHALLENGE Call for Entry

#### Upcoming Theme: *Conexiones/Connections*

The Members Challenge is an opportunity for members of all skill levels to exhibit their talent at the museum. Occurring three times a year, we challenge our community to design 12" by 12" quilts based on a theme. **A contract for member participants to print, complete, and bring with their submissions will be available here soon.**

**Conexiones / Connections Exhibition Dates:** May 11 – June 22

**Description:** Focusing on how the creative spirit connects ideas and they become interwoven.

**Deadline to Museum:** April 20 – May 4

**Pick Up Dates:** June 26 – July 6



**Seaside Quilters Guild**  
 Monthly meetings - First Tuesday of  
 the month (except July & August)  
 First Meeting Free  
 6:30 PM Social Time  
 7:00 PM Meeting & Program

Soledad Club, 5050 Soledad Road,  
 San Diego, CA 92109

This month's meeting: Tuesday,  
 February 6, 2024

5:30 PM Social Time  
 6:00 PM Meeting Starts

**Newsletter:**

Our newsletter is published monthly by Seaside Quilters for our members and San Diego area guilds.

The normal cutoff date for submissions to the newsletter is the 15th of each month.

Mail your submissions to Debbie Murbach  
 email: [debinkodesigns@gmail.com](mailto:debinkodesigns@gmail.com)

Members are encouraged to submit information about tips; upcoming quilt shows; quilt shops visited; special recipes; or reviews of new books. Seaside Quilters reserves the right to edit articles for space. The information presented herein is for the education and benefit of our members.

**Board Meetings**

Board meetings will be held Monday prior to the regular meeting at 5:30pm on Zoom

**WEBSITE**

<https://seasidequiltersguild.com/>

**FACEBOOK:**

<https://www.facebook.com/pages/Seaside-Quilters/110905575667120>

**INSTAGRAM:**

[https://www.instagram.com/seaside\\_quilters\\_in\\_san\\_diego/](https://www.instagram.com/seaside_quilters_in_san_diego/)

*We welcome members & guests alike who love quilts or enjoy making them.*  
 Our Annual Membership dues are \$45.00  
 Guest Fee is \$5.00 per meeting

**Seaside Board Members 2023-2024**

**Elected Officers**

President	Sally Stovall
V.P.	Debbie Murbach
Corresponding Secretary/ Comfort & Joy	Joyce McCarthy
Recording Secretary	Chris Winger
Treasurer/ Budget	Debra Zeller

**Appointed Officers**

2023-2024 Programs	Jo Vroman
2024-2025 Programs	Helen Hillman, Chris Bernet
Historian	Lois Heath
Parliamentarian / Bylaws Chair	Linda Duggan, Lois Heath, Sue Steven

**Committees**

FUN RAISER NIGHT	Sally Stovall, Andrea Mau, Ginny Pence, Gillian Moss, Phyllis Drewett Debbie Zeller
Block of the Month UFO Club	Lois Heath Judy Uyemara, Rebecca Johnson
Door Prizes	Patti Brown
Give & Take Table	Phyllis Drewett
Hospitality	Cynthia Lyons-Dailard
Membership	Helen Hillman, Beth Bertsch
Quilt Challenge	Carol Simpson
Newsletter	Debbie Murbach
Opportunity of the Month	Stevie Wheeler
Project Linus	Linda Duggan
Quilting Sisters	Barbie Lorenz
Webmaster	Chris Bernet Chris Winger

**Other Activities & Charity Projects**

CCSA	Lois Heath
Old Town / History Quilting	Ginny Pence, Patt Seitas
Retreat Coordinator: SCCQG	Sally Stovall Chris Bernet, Rebecca Johnson
Toy Drive/ Snowman Contact	Mary Ann Moga
Visions Museum of Textile Art	Debbie Murbach

## Seaside Quilters Guild Meeting Minutes, January 2, 2024

The meeting was called to order by President Sally Stovall at 6:01 pm with 38 members and 4 guests present. Sally announced the philanthropic collections for CCSA (Lois Heath) and RefugeeNet (Chris Winger) and thanks were extended for all those participating in the giving of items.

Corresponding Secretary Joyce McCarthy sent a card to Birgit Limmer, Lone Skaar and Louise Goodman.

Treasurer Debbie Zeller advised that the organization is in good shape with approximately twenty thousand in checking and eighteen thousand in savings.

Jo Vroman reminded everyone of the new location for Quilt 'til you Wilt days. They will be on the second Monday of each month, 10am – 3pm, through May 2024 at Tierrasanta Lutheran Church, 11240 Clairemont Mesa Blvd., San Diego, CA 92124. Bring a \$5 donation for space usage and bring your lunch.

Jo also announced a retreat to Missouri Star Quilt, October 22 -25 2024. Ten members have signed up to date and twenty -six are needed. It will be opened to the public if not enough sign up from the Guild. The retreat is \$450 with an extra \$50 for the prior Monday night. Housing in the retreat center is dorm style. Eight meals are included. You must reserve a machine ahead of the retreat, which is included. Projects will be provided, or you may bring your own project.

Jo also announced that the program next month is a change. We will hear from two nonprofits that our members are involved with – Mission Hospice and Refugee Net.

Chris Bernet reminded everyone about a contest for people to post and improve Instagram usage. The post with the most “likes” will win a Jelly Roll and a gift certificate to Rosie’s.

Chris also reminded us about the Community Quilt workshops on January 21, February 18, and March 17. Please post flyers (in the newsletter) and invite community people to attend.

Debbie Zeller reminded participants that the bus trip for Road to California will leave from De Anza Park at 7:45am on January 19.

Sally reminded us that the Newsletter deadline is January 15.

Stevie Wheeler announced the Opportunity of the Month was a quilt (Mary’s English Garden) started by Mary Watson and completed by Patti Brown. \$153 was raised in ticket sales for this month.

Linda Duggan announced that 450 Linus Quilts have been turned in for 2023.

Linda also announced that the Bylaws committee will be meeting. Lois Heath and Linda will be joined by Sue Steven on the committee.

The February block of the month, announced by Lois Heath is a pink and blue Shoo Fly Squeeze.

Sally Stovall reminded those participating about the Retreat, January 15 – 18.

Sally also announced that Janice Faulstich is reviving Chit Chat. Two names will be drawn at each meeting and they need to meet together before the next meeting.

For the program, three member presenters shared the following information sessions:

Roni Cripps – Paper Piecing using Freezer Paper

Judy Uyemura – Using Apliquick Rods

Pat Seitas – California Quilt Index and California Heritage Quilt Project Entries

There was a Block of the Month and UFO drawing, Quilt Sharing and drawings for door prizes. In addition, there was a drawing for a California Heritage Quilt Project Book, and the meeting was adjourned at 7:56 pm.

Respectfully submitted,

Chris Winger, Recording Secretary.