



# Seaside View

MARCH 2024

Newsletter for the Seaside Quilters Guild  
Pacific Beach, CA

## MARCH 2024 MEETING

Tuesday, March 5, 2024, 6PM

## PRESIDENT'S MESSAGE



It was wonderful to see so many of you at the February meeting. The weather had been terrible, but the rain stopped long enough for our gathering. Our speaker from Refugee.net gave new meaning to our Mingei field trip last year when we explored the exhibit, 25 Million Stiches. We heard about Nicodemus Lim's life as a young boy starting in a small village in Sudan, escaping genocide he walked to Ethiopia then Kenya. He spent the next nine years of his life in a Kenyan refugee camp until he was admitted to the United States in 2001 as one in a group of young men called, The Lost Boys of Sudan. He has flourished here with help from groups such as Refugee.net. To think back at the exhibit and all those stitches, and to think each stitch could represent a human with a story like Nicodemus. The estimate of 25 million people driven from their homes to live in squalid conditions, hoping for a better life. There is always need for Refugee.net volunteers. The refugees arrive with nothing but dreams and hopes to start their lives over, devoid of violence, hunger and genocide. Thank you, Chris W., Sue S., and Mary A. for introducing our guild to Refugee.net.

Our March meeting brings one of our local quilters, Carolina Moore, to share her "Favorite Notions". We all love to learn about quick tricks and notions to make our sewing easier! Her workshop on Wednesday March 6th will be held at Rosie's. There is still some room to learn how to make curved log cabin hearts and/or pumpkins.

The Community quilt project is going strong as more squares have been created by our community members. Did you see the article in the Pacific Beach newspaper? What good press for our quilt guild. Thank you again to Chris B., Carol S., and Deborah L. for getting us going!

Lastly, but not least. We are looking for a President, Vice president and Treasurer to carry our great guild forward. Please don't wait to be asked. If you would like to try out one of these positions, remember we have a great group of friends to support and help. Give me a call.

# MARCH PROGRAM

## CAROLINA MOORE – MY FAVORITE NOTIONS

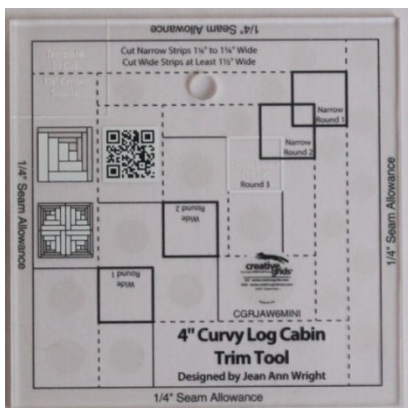


[alwaysexpectmoore.com](http://alwaysexpectmoore.com)

If you love the Notions Wall at a quilt shop, you'll love this 1 ½- hour lecture-demo. Learn about new and new-to-you notions to make quilting easier. From a seam roller to diagonal seam tape to pre-cut battings and scrap tape, you'll learn about fun tools and new projects. Designed to have you leave inspired to have more fun in your sewing room!

## MARCH 6 WORKSHOP

See programs for more information



# OPPORTUNITY OF THE MONTH



MONTH	DONATION BY	
MARCH	CINDY FEAGLE	EVERYTHING YOU NEED TO START A TIE-DYE PROJECT



# SEASIDE PROGRAMS 2023-2024



## Programs 2023-24



**March 5, 2024:** Speaker-Carolina Moore “My Favorite Notions”. If you love the Notions Wall at a quilt shop, you’ll love this 1 ½- hour lecture-demo. Learn about new and new-to-you notions to make quilting easier. From a seam roller to diagonal seam tape to pre-cut battings and scrap tape, you’ll learn about fun tools and new projects. Designed to have you leave inspired to have more fun in your sewing room!


**March 6, 2024:** Workshop with Carolina Moore “Log Cabin Heart or Scrappy Pumpkin” at Rosie’s Calico Cupboard Quilt Shop. In this class, students will learn how to use the Curvy Log Cabin Trim Tool to create scrappy curved log cabin blocks. In the class students will make significant progress towards the Log Cabin Heart Quilt or the Scrappy Pumpkin Table Runner. Quilting plans, binding, and hanging sleeve options will be demonstrated as well. Pattern and ruler are required for the class. Space is still available. Registration is open online or sign up at the March meeting

**April 2, 2024:** Making Community Quilt- putting Quilt together. Challenge Linus Quilt presentation.

**May 7, 2024:** Specker- Wendy Mathson “Black and White to Brilliant”

**May 8, 2024:** Workshop with Wendy Mathson “No-Mess” Spot Dying registration is open online.

End of Year Potluck



# BIRTHDAYS/ HOSPITALITY

## HAPPY BIRTHDAY MARCH BABIES

The following members are celebrating their birthday in  
**MARCH**

Sofia Gomez.	3/12
Sheryl King	3/17
Birgit Limmer	3/15
Debby McCarter.	3/13
Patt Seitas	3/26
Vivian Simon	3/26



Please bring a little something for door prizes.  
Think Spring, flowers, garden tools or something yummy to snack on.  
Anything that you would love to receive as a surprise!

See you in March!  
Patti Brown



## HOSPITALITY

**THANK YOU FOR THE  
REFRESHMENTS!**

- PATT SEITAS
- CAROL SIMPSON
- GINNY PENCE
- KAREN ZAPPONE



# Block of the Month



## SHAMROCK FLOWER BLOCK

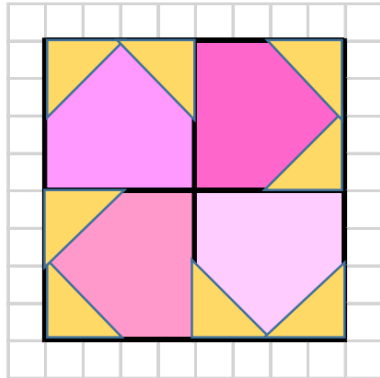


The block due for exchange in March is the Shamrock flower block. Use four of the same hue as the flower with white background corners. Or use four of the same print as the petals. These flowers with soft edges (no points) will look great in a final quilt. In addition to being here in the newsletter, the instructions and samples are posted on the Facebook site! Enjoy the experience. The winner of the blue and pink block of February was Karen Zappone. Let her know if you have one for her! --Stitchingly, Lois

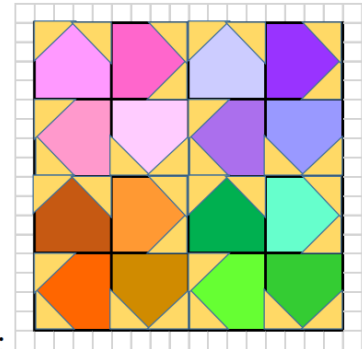
# Block of the Month



## SHAMROCK FLOWERS



Block:



Possible layout:

**Ingredients:** All are **5-inch Charms** (5in x 5in)

**4** charms in the **same color hue** family – ANY hue family. Plaids and Stripes work!

**2** charms in the **WOW, or white family** – with little to no other color on the fabric.

**Cut** the WOW s into half both directions creating four 2.5 inch squares:

Total Yield: 8 pieces at 2.5 inches square.

**Draw** a diagonal on the back of each of the WOW s.

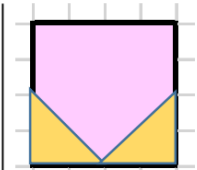
**Petal (or Leaf) Unit** – make four per block

**Join** one “WOW” corner to one Print corner by **stitching ON** the diagonal. {Option: create bonus triangles with a secondary stitch line at 0.5 inch towards the open corner.} **Trim** off the excess fabric. (or make bonus HSTs.) **Press** back and **under the print** “hue” fabric.

**Join** a second WOW fabric to a *neighboring* corner to create a petal block.

**Trim** the corner leaving a 0.25 seam allowance and **under the print** “hue” fabric..

**Repeat** for four (4) leaf or petal units.



**Petal or Leaf**

**NOTE:** There will be no “points” on the leaves – these are flowers with rounded petals!

Layout the four petals with the ‘points’ facing outward in the block – see above placement. Join as per a 4-patch.

**Yield:** One shamrock flower block measuring 9.5 inches.

A nice sized Project Linus quilt top can be made with 20 of these blocks.  
If sashing and stones are added only 12 would be required!

Make several entries as the blocks work up quickly and will look great in the final project.



# UFO CLUB



## SEASIDE QUILT GUILD UFO CLUB

1. Lois Heath
2. Rebecca Johnson
3. Patti Brown
4. Karen Zappone
5. Stevie Wheeler
6. Beverly VanderWall
7. Judy Uyemura
8. Carol Simpson
9. Chris Bernet
10. Jo Vroman
11. Ginny Pence
12. Joyce McCarthy
13. Debbie Murbach
14. Deborah Lancaster
15. Helen Hillman
16. Linda Duggan
17. Julia Lyons
18. Sally Stovall
19. Cindy Feagle
20. Patt Seitas
- 21 Cynthia Lyons-Dailard
22. Louise Goodman
- 23 Sue Tursi

Hi Everyone,

It was nice to see so many people brave the rainy weather and come to the February meeting. We didn't have as many UFO's as usual, but that just means better odds on winning for those who finished UFO's. Congratulations to the following quilters who finished UFO's: Linda, Stevie, Karen, Judy, Adele, Lois, Jo (who won homemade granola), Sally (who won granola too) and Despo (who won the \$20 Rosie's gift certificate). Great job everyone and all your names were added to the mega UFO drawing container for our June Mega UFO drawing.

Hopefully, you had a chance to organize some of your UFOs in January so you can get cracking on finishing those in 2024. If not, rainy days are perfect for getting things organized as many of our outdoor activities are put on hold. This week I am going to put future project kits together (fabric, pattern, backing, binding, etc.) into project bins or bags. The fabric isn't cut yet but at least everything is together. Have you ever come across fabric and wonder "Why did I buy that and what pattern was I going to use for it?". We think we will remember - Hah! Going forward, every time I buy fabric for a specific pattern, I'm going to put it into a project bag or bin with the pattern or at least a note that said what I'm planning to make. By the way I keep a shopping bag filled with plastic zippered covers that come with sheet sets, and comforters. These make great free project bags. Also, there are many YouTube videos on how to make project bags, some with clear plastic so you can see what's inside. You can also find zippered organizer bags at the discount store (like Marshalls, HomeGoods, etc.). People use them to organize items for their suitcases, but they make great project bags too. I am partial to the plastic bins from Artbin. They are semi-transparent and some of them have handles plus they stack nicely. JoAnn fabrics puts them on sale frequently or you can use one of your JoAnn coupons.



# UFO CLUB

For all you long armers, a handy tip to keep on track with the longarming is to always load another quilt onto the longarm frame as soon as you finish one. This forces you to finish the loaded quilt if you suddenly have to quilt something else. Most of us won't want to unpin something already on the frame to put something else on the frame. For those of you who don't longarm, just try to have a top ready to quilt (with batting, backing, etc.) ready to start as soon as you finish quilting your current project. Of course, you can always send out your quilts to be quilted. I've heard lots of good things about Missouri Star's Quilting Service (includes batting and backing). For more info about Missouri Star ask Stevie Wheeler (the Opportunity of the Month Gal).

That's it for this month's tips. Have fun working on projects and be sure to get something finished for the March meeting.




Happy Quilting!

Judy & Rebecca



# Show & Tell and UFO Sharing





# SIT AND SEW Every 2<sup>nd</sup> Monday

The room is very well lit and has lots of electrical outlets. It is a fun place to get together while we sew on our own projects. There is ample parking close to the room. If you need help getting your equipment into the room, we will help get it moved. Hope to see you there!



- **DATES:** March 11, 2024,
- **DATES FOR COMMUNITY QUILT PROJECT:** April 8, 2024 and May 13, 2024
- **LOCATION:** Tierrasanta Lutheran Church at 11240 Clairemont Mesa Blvd.
- **TIME:** 10am – 3pm
- **FEE:** \$5 donation
- **BRING:** Lunch. Several options are in easy driving range.
- **PROVIDED:** Ironing boards, iron and worktables.



# QUILT RETREAT

## VINA DE LESTONNAC RETREAT CENTER

**Thursday May 16 – Sunday May 19, 2024**  
**Thursday Sept. 12 – Sunday Sept. 15**

Prices are as follows:

Double Occupancy - \$548.00

Single Occupancy - \$748.00

There is also a daily rate of \$20.00 plus a \$22.00 meal charge for lunch if you are interested in driving up for Friday and/or Saturday. Talk to Sally if interested in this option.

To secure your place at the retreat write a deposit check made out to Seaside Quilters Guild for \$100.00 per retreat and give/send to our treasurer Debbie Zeller, or to Sally Stovall. Final payments are not required until 30 days before the event.

The fee includes three meals a day (yes, it is true, no cooking for three days!), your own bed, plus, the full days of quilting, going to Temecula to quilt shops, getting to know great quilters and whatever else you wish to do (take naps?). The large sewing room is set up with ironing boards, tables, cutting mats, and your own space. You won't want to miss out on all the fun, so get your deposit in today!

39300 De Portola Rd.  
Temecula, CA 92591

# COMMUNITY QUILT PROJECT

EXAMPLE



## Community Quilt Project

Seaside Quilters Guild of Pacific Beach is joining with the Pacific Beach Branch of San Diego Public Library to create a community quilt celebrating our great city. We will be tapping into the creativity and energy of community members to make the quilt blocks that will comprise the quilt.

Our guild will be organizing three block-making workshops at the library to assist members of the community to make fusible, collage-style blocks. We will then work together to make these blocks into a giant quilt that reads SAN DIEGO. The quilt will hang in the Library from mid August to mid October 2024.

We are looking for members for our committee who can: help with advertising the project, assist at the workshops in January, February and March, Help put together the quilt, quilt the quilt, and help hang it at the library. We were thrilled with the positive reaction we got to the presentation at the September meeting and hope this enthusiasm will continue.

Chris Bernet, Carol Simpson, Deborah Lancaster

# COMMUNITY QUILT PROJECT

NEWS

## Seaside Quilters are leading community quilt's creation at the Pacific Beach Library



For the Pacific Beach Library, being able to display artwork made from fabric is an entirely new concept. While the community room has hosted various art installations over the years, a quilt is something new and exciting for everyone.

“This is very old-fashioned and modern at the same time,” Wainwright said. “It is a unique opportunity for our community.”

<https://www.pbmonthly.net/news/story/2024-01-28/seaside-quilters-are-leading-community-quilts-creation-at-the-pacific-beach-library>



# COMMUNITY QUILT PROJECT

Hi Seasideers!!

Carol, Deborah and I have been hard at work finalizing plans for the COMMUNITY QUILT. We met with **the Pacific Beach Librarian, and she let us know that hanging many smaller quilts from our guild members would be spectacular!!**

So, this is a call out for you all to make a quilt or put a hanging sleeve on a quilt you have already made that **represents San Diego**. I'm thinking beachy things, family things, pretty much anything that you think fits. Any quilt that would make someone **want to learn to quilt**....

- Each quilt should be no taller than 5 feet; should have a sleeve on it and come with its own dowel - Sorry, we aren't a real quilt show so we don't have rods..... If we get more than we have space to hang, The Committee reserves the right to choose what will hang.

We'll need these quilts by **August 1**. We will be hanging the exhibit on August 13 and 15. The exhibit will open August 16 and we are planning to have a **reception on Saturday August 17 from 3-5!!** I am getting so excited about this. I know this is coming out after the January workshop. If you came THANKS! If you couldn't make it, please come to the February or March Workshops just to hang out and maybe make your own block, it's fun and kind of addicting!

Chris Bernet





# SEASIDE'S 2023-2024 QUILT CHALLENGE!



Get ready, get set, GO!!!!!!  
Seaside's 2023-2024 Quilt Challenge is here.

- **April-** quilts are due, prizes in many categories

The challenge will be to choose a quilt back from those provided by us. Once you have your back, take it home and make a Linus or comfort quilt that coordinates with your back to donate to the guild.

Pattern ideas will be provided or produce your own.

- And how about challenging yourself to only use fabric from your stash?
- Or try something fun and funky?
- Or work on perfecting your perfect piecing?
- Or your free motion quilting?
- Hand-quilting?

The challenges are endless. Have fun!



# SEASIDE SHOEBOX SHUFFLE

## SIXTH MONTH

The Fifth month of the Shoebox Shuffle is underway. As we start month four it might be time to assess if each box has enough fabric to complete 12 blocks. Some participants over supplied their box with options, but some have enough focus and background but maybe could benefit from some additional coordinating fabrics. If you think the box, you have could benefit from additional fabric let me know and I will reach out to the participant to see if they have additional fabrics to add to their box to bring to the February meeting.

### Just a few reminders:

1. One of the challenges is making the 12" finished block only from the fabric provided by the box owner and using that focus fabric.
2. Sign the sheet in the box with your name and date you finished the block.
3. Sign your block on the back of the block.
4. Bring your box to the March Guild meeting. If you are unable to attend, please arrange for someone to deliver it for you and then they will bring a box back to you.

### Participants are:

1. Jo Vroman
2. Helen Hillman
3. Patt Seitas
4. Chris Bernet
5. Louise Goodman
6. Debbie Murbach
7. Rebecca Johnson
8. Donna Hogle
9. Sally Stovall
10. Despo Stevens
11. Cindy Feagle
12. Adele Josepho



I am always available for questions.  
Happy Quilting  
Jo Vroman  
760-920-3945  
[vromancj@gmail.com](mailto:vromancj@gmail.com)

# CHIT CHAT IS BACK GIVE AND TAKE

MARCH 2024

Chit Chat is Back!



In the days B.C. (Before COVID), long-time members of the Guild may recall that we enjoyed “Chit Chat” as a way to become better acquainted with one another. Well, it’s coming back!

This is how it’ll work: At each meeting, we’ll have a box on the sign-in table where those who wish to participate that month will provide their name and preferred way of being contacted-by phone, text, or email. At the meeting, names will be drawn in twos and you’ll find out who your partner for the month will be. Over the course of the month, you can get together for coffee, tea, lunch, a walk in the park, or whatever you choose. You can spend an hour or 2 getting to know one another out somewhere or at one of your homes.

This is completely voluntary, but who doesn’t welcome an opportunity to make a new friend? As a new member, I know that I’m very much looking forward to learning more about other Guild members, and I hope you are, too!

Janice Faulstich

---

## Isn’t it amazing the treasures that can be found on the Give and Take Table?

Give and Take Table:-

We collected \$60 at the January meeting. Thank you to everyone that donated items and to everyone who purchased items.

(and thank you for taking your unpurchased items home.)

Phyllis Drewett



# TRAVEL TO HAMILTON FOR RETREAT OCTOBER 22-25, 2024



It is time to firm up your travel plans to travel to Hamilton for quilting fun with “Seaside Sewing with Friends Retreat” October 22-25, 2024. Registration for our “Sewing with Friends Retreat” opened in January 2024. Registration has been extended to May 2024 so there is still time to join your friends for a Hamilton adventure. After May the event will be opened to other interested quilters. We need 26 to keep the retreat just to our group. We currently have 14 registered and 6 more that have expressed interest. Information is now being shared with other guilds and quilting friends.

**Retreat Date:** October 22-25, 2024. October 22, 2024, is check in day with first meal in the evening with open sew after. Early arrival is available for Monday October 21, 2024, for an additional \$50.

**Retreat Fee:** \$450 which includes dorm -style sleeping accommodation (2-5 per room and shared bathroom), 8 meals, coffee station, a sewing room with individual tables, as well as irons and cutting stations.

**Sewing Machine:** Babylock sewing machines are available at no additional cost when arranged at the time of reservation. So, you only bring your personal sewing supplies.

**Early Check In:** Available on Monday for an additional \$50. If you don't know your travel plans at the time of registration so didn't choose early check-in let Jo know and she can contact our MSQ contact to add early registration to your account.

**Travel Arrangements:** Each participant is responsible for making their own travel arrangements. Flights from San Diego to Kansas City, Missouri our currently open on Southwest. Transportation arrangements from the airport to Hamilton can be arranged or rental car options.

**Accommodation:** Rooms in the retreat center sleep between 3-5. No bunk beds. Six dormitory style bathrooms are on the second floor. Two handicapped rooms are available on the lower level with reservations by special arrangement.

Please contact Jo Vroman if you are interested in this retreat for additional information. Jo Vroman  
[vromancj@gmail.com](mailto:vromancj@gmail.com)

# MEMBER INFO

## FACEBOOK AND COMFORT CARDS

### COMFORT CARDS



Joyce McCarthy will send a card to any member who needs support.

Please let her know @

Phone: 858-272-4871

Email: [jtimeout@san.rr.com](mailto:jtimeout@san.rr.com)

Joyce McCarthy  
Comfort and Joy



The chill is on! CCSA relished our donation of socks! With the recent rains and flooding, the donations have been greatly appreciated! Socks, underwear, hats (beanie style), gloves are items of clothing most needed and requested. Dry Ramen, peanut butter, instant soups, and 'individual' servings of fruit and vegetables are the requested food items. Thank you so much for your donations! --  
Stitchingly, Lois

### HISTORY

February's meeting was awesome hearing from the philanthropic agencies we support through our quilt donations. When we share our projects at our meetings we provide other members with inspiration. Pictures of these shared items (as well as speaker 'trunk show' items) are posted to our Facebook page. Not only is the current month available, but so are all the prior months. This will provide hours of viewing enjoyment and inspiration! Facebook: Seaside Quilt Guild - San Diego

## Seaside Quilt Guild - San Diego





# Project Linus - March



## GO TEAM LINUS!!

**T** together

PROJECT LINUS  
MARCH 2024

**E** everyone

The next workshops are **Thursday March 7 and Tuesday March 19**. Your help is greatly needed. A variety of tasks are available. Pin basting the quilts is the number one job. Some simple sewing can be done to add borders to a top or piece a backing together. Old fashioned ironing is key part of the process – I find it very relaxing.

**A** achieves

**M** more

**L** love

Workshops are held the first Thursday and the third Tuesday of the month from 10:30am to approximately 2pm. Bring your own lunch. Please let me know if you'd like to be added to my email reminder list. I'll be in touch a few days prior to each workshop.

**I** involves

**N** naps

**U** under

We had an extremely productive start to the year with 15 quilts turned in for February. Many thanks to everyone who leaves quilts at the table at Guild meetings. Let me know who you are!

**S** soft blankets



# SCCQG



## **Southern CA Council of Quilt Guilds, SCCQG, January 13, 2024** **Speaker: Professor Linda F. Wilson, Texas Lutheran University** **Topic: Cyber security for Quilters**

For more information go to -[SCCQG.org](http://SCCQG.org), What's New January 13.

### Brief Notes

- Passwords must be secure. No short, easy to guess passwords. Mix caps, lowercase, numbers, symbols. Do not use for multiple accounts. Keep secret.
- Enable 2-factor/multifactor authentication
- Use password management software -Bitwarden , 1Password, Dashlane
- Norton 360, and iOS have built-in password management software
- Change Passwords regularly for high-risk accounts
- Beware of free Wi-Fi. It is very easy for hackers to spy on communications.
- Keep software up to date. Use antivirus software.
- Have one email for your primary email, and a second for everything else.
- Do not click on unexpected attachments.
- Unsubscribe from reputable sourced unwanted emails. Junk or spam, phishing, report to email provider and the company that they faked.
- SMS messages are not secure. iOs are generally secure.
- Facebook Messenger is not secure unless you use “secret conversation”, not commonly known.
- You can set up a Virtual Private Network, VPN, for better security by changing your router settings. You may need help to do this.

Report by Cynthia Lyons-Dailard

# VISIONS MUSEUM OF TEXTILE ART

## MEMBER CHALLENGE

### Current Exhibitions



January 13 – March 2

I SEE YOU



January 13 – April 27

TINY PIECES, VAST VISIONS



January 13 – April 27

SENSE OF PLACE



January 13 – April 27

THE GUARDIAN QUILTS

"I SEE YOU" is amazing crochet faces. Not to be missed.



*Auntie Jean*



*Music Maker*



*Dreamer*

### MEMBERS CHALLENGE Call for Entry

#### Upcoming Theme: *Conexiones/Connections*

The Members Challenge is an opportunity for members of all skill levels to exhibit their talent at the museum. Occurring three times a year, we challenge our community to design 12" by 12" quilts based on a theme. **A contract for member participants to print, complete, and bring with their submissions will be available here soon.**

**Conexiones / Connections Exhibition Dates:** May 11 – June 22

**Description:** Focusing on how the creative spirit connects ideas and they become interwoven.

**Deadline to Museum:** April 20 – May 4

**Pick Up Dates:** June 26 – July 6





**Seaside Quilters Guild**  
 Monthly meetings - First Tuesday of  
 the month (except July & August)  
 First Meeting Free  
 6:30 PM Social Time  
 7:00 PM Meeting & Program

Soledad Club, 5050 Soledad Road,  
 San Diego, CA 92109

This month's meeting: Tuesday,  
 March 5, 2024

5:30 PM Social Time  
 6:00 PM Meeting Starts

**Newsletter:**

Our newsletter is published monthly by Seaside Quilters for our members and San Diego area guilds.

The normal cutoff date for submissions to the newsletter is the 15th of each month.

Mail your submissions to Debbie Murbach  
 email: [debinkodesigns@gmail.com](mailto:debinkodesigns@gmail.com)

Members are encouraged to submit information about tips; upcoming quilt shows; quilt shops visited; special recipes; or reviews of new books. Seaside Quilters reserves the right to edit articles for space. The information presented herein is for the education and benefit of our members.

**Board Meetings**

Board meetings will be held Monday prior to the regular meeting at 5:30pm on Zoom

**WEBSITE**

<https://seasidequiltersguild.com/>

**FACEBOOK:**

<https://www.facebook.com/pages/Seaside-Quilters/110905575667120>

**INSTAGRAM:**

[https://www.instagram.com/seaside\\_quilters\\_in\\_san\\_diego/](https://www.instagram.com/seaside_quilters_in_san_diego/)

*We welcome members & guests alike who love quilts or enjoy making them.*  
 Our Annual Membership dues are \$45.00  
 Guest Fee is \$5.00 per meeting

**Seaside Board Members 2023-2024**

**Elected Officers**

President	Sally Stovall
V.P.	Debbie Murbach
Corresponding Secretary/ Comfort & Joy	Joyce McCarthy
Recording Secretary	Chris Winger
Treasurer/ Budget	Debra Zeller

**Appointed Officers**

2023-2024 Programs	Jo Vroman
2024-2025 Programs	Helen Hillman, Chris Bernet
Historian	Lois Heath
Parliamentarian / Bylaws Chair	Linda Duggan, Lois Heath, Sue Steven

**Committees**

FUN RAISER NIGHT	Sally Stovall, Andrea Mau, Ginny Pence, Gillian Moss, Phyllis Drewett Debbie Zeller
Block of the Month UFO Club	Lois Heath Judy Uyemara, Rebecca Johnson
Door Prizes	Patti Brown
Give & Take Table	Phyllis Drewett
Hospitality	Cynthia Lyons-Dailard
Membership	Helen Hillman, Beth Bertsch
Quilt Challenge	Carol Simpson
Newsletter	Debbie Murbach
Opportunity of the Month	Stevie Wheeler
Project Linus	Linda Duggan
Quilting Sisters	Barbie Lorenz
Webmaster	Chris Bernet Chris Winger

**Other Activities & Charity Projects**

CCSA	Lois Heath
Old Town / History Quilting	Ginny Pence, Patt Seitas
Retreat Coordinator: SCCQG	Sally Stovall Chris Bernet, Rebecca Johnson
Toy Drive/ Snowman Contact	Mary Ann Moga
Visions Museum of Textile Art	Debbie Murbach

## Seaside General Meeting Feb. 6, 2024

The meeting was called to order at 6:05 by Pres. Sally Stovall with 25 members, 2 new members (Gaye Larson and Livia Nelson), and 2 guests (Maureen Speck and Guest Speaker Nicodemus Linn from Refugee Net).

Barbie Lorentz filling in for the Treasurer Debbie Zeller reported total assets of \$29,985.00.

Corresponding Secretary Joyce McCarthy sent cards to Loretta, Bette Fischer, Birgit Limmer, Stevie Wheeler and Marny Leondis. Ione Skaar is happily home from Rehab and not ready for visitors yet but would enjoy phone calls.

Program Chair Jo Vroman talked about the March Speaker Carolina Moore. Her topic will be “My Favorite Notions” and the Workshop a curved log cabin. Wendy Mattson in May will share “Black and White to Brilliant.” The Shoebox Shuffle exchange will continue at Monday’s Quilt Till You Wilt at the Tierrasanta Lutheran Church for those not at this meeting because of the bad weather. She also reported on the trip to Missouri Star in Hamilton Missouri October 22 – 25, 2024 has 22 people interested, but so far only 7 women have paid.

Carol Simpson reported on the first of 3 workshops of the Community Quilt Project at the Pacific Beach Library and she showed the blocks made that day. The Committee was thrilled with the turnout and quality of those blocks. Some important things were learned and next month more people are expected with the great photos and article that appeared in the Pacific Beach Monthly paper and available online. The next dates are Feb. 17 and March 18 and hours are 1-3.

Lois Heath presented the March Block of the Month, Shamrock Flowers.

Hospitality Chair Cynthia Lyons-Dailard asked for someone to help set up refreshments and Julie Hasl volunteered.

Stevie Wheeler showed the Opportunity of the Month which is a Valentine Quilt by Mary Ann Moga and a Project Bag by Cindy Feagle.

Linda Duggan said Project Linus has 30 finished quilts so far and workshops will be Thursdays after Guild Meetings and on the 3<sup>rd</sup> Tuesday of the Month. The last Newsletter had a Thank-you from a School Principal for Linus Quilts given to needy students.

Sally Stovall distributed a signup sheet and deposit tracking sheets for the Retreats May 16-19 and Sept. 12-15.

SCCQG Representative Cynthia Lyons-Dailard described the latest online presentation on Cybersecurity for Guild Members. She will put a summary in the Newsletter and there will be a Hot Link for this topic of great importance.

Road to California Bus Trip was successful. Thanks to Jo Vroman for digitizing the Seaside Logo and making a quilt that was displayed there as was Donna Hogle’s example of the Group Project Chicken Quilt.

Carol Simpson reminded that the “Quilt Back Challenge” is due in April.

Janice Faulstitch will be the Chit Chat coordinator.

New Business: A Nominating Committee will be needed to find the next President, Vice-President and Treasurer.

The Speaker, Nicodemus Linn, one of the “Lost Boys of Sudan” spoke about supporting Refugee Net and what it means to immigrants to have a warm welcome and concrete help to get established. He described terrible hardships his own group had experienced and the challenge of transitioning from a camp life to a modern society. We were in awe of his achievements and those of his companions.

Sally Stovall shared her experiences making Memory Bears from clothing for families of deceased Hospice Patients. She showed the bears also a sample Fidget Blanket which volunteers made for Nursing Homes.

Judy Uyemura's UFO Drawings were won by Despo Stevens, Jo Vroman and Sally Stovall.

Stevie Wheeler did the Opportunity Drawing which was won by Carol Simpson.

Lois Heath did the Block of the Month drawing won by Karen Zappone.

Door Prizes were won by Barbie Lorentz, Sue Stevens, Cynthia Lyons-Dailard and Loretta Ogden who celebrated her 99<sup>th</sup> birthday on Jan. 28. We all sang Happy Birthday to Loretta.

Meeting was adjourned at 7:45.

Respectfully Submitted,  
Donna Hogle, Acting for Chris Winger, Recording Secretary