



Seaside View


MARCH 2024

Newsletter for the Seaside Quilters Guild
Pacific Beach, CA

APRIL 2024 MEETING

Tuesday, April 2, 2024, 6PM

PRESIDENT'S MESSAGE




April – Do you think spring? I do. Spring makes me think of new life or rebirth. Our April meeting will be those two things exactly. We are going to start putting together our Community Quilt. Our organizers, Chris, Carol and Deborah will divide us into groups to work on specific parts of the quilt. If you haven't made a square yet, this might be your chance. Be sure to bring your creative co-operative spirit – which is nothing new for any of you.

Thank you, Jo, for organizing our curvy log cabin workshop with Carolina Moore. She was a delight. You will all enjoy seeing the completed projects.

Our by-laws state they are to be revised in even number years, so please stay tuned for the suggested changes. We will vote on the changes in May.

Continue to adjust to Daylight Savings time, and we will all look forward to seeing each other at our April 2 meeting.



APRIL PROGRAM



We have a fun-filled April meeting planned so everybody will have a chance to contribute to the community quilt. We will make blocks and have a lot of fun. Carol will bring all of the stuff that we've been bringing to the community workshops so we'll have a lot of background fabrics and bonded fabrics. The team will give you the background color needed and the rest is up to you.

Bring your own scissors and come with some creative ideas for making blocks. My sister brought a photo of a surfing dog and made an adorable block using that as her inspiration.

Most of the squares are on Instagram if that helps you with inspirations.



SEASIDE'S 2023-2024 QUILT CHALLENGE!



IT'S THAT TIME!!!

The time is here to share our challenge quilts. All you procrastinators need to get busy! Your COMPLETED quilt is due at the April meeting!!

I will be at the sign in table to give you a number for your quilt. We will display them in the back room for members to see and vote on.

Prizes will be awarded in 3 categories: Most creative, best match of front to back, and viewers choice. After the meeting we will fold up all the quilts and deliver them to Linda as Linus donations.

Thank you for participating in this year's challenge.



SEASIDE PROGRAMS 2023-2024



Programs 2023-24

April 2, 2024: Making Community Quilt- putting Quilt together. Challenge Linus Quilt presentation. Check the article in the newsletter on what to bring to the meeting.

May 7, 2024: Specker- Wendy Mathson “Black and White to Brilliant”

May 8, 2024: Workshop with Wendy Mathson “No-Mess” Spot Dying registration is open online or at the meeting. Start looking for black and white fabrics to bring to workshop.

June 4, 2024: End of Year Potluck



OPPORTUNITY OF THE MONTH



| MONTH | DONATION BY | |
|-------|--------------|--|
| APRIL | Cindy Feagle | Design Board, cutting mat, light box, pressing mat, clapper and carrying case. |





COMMUNITY QUILT PROJECT

Hi Seasideers!!

Carol, Deborah and I have been hard at work finalizing plans for the COMMUNITY QUILT. We met with **the Pacific Beach Librarian, and she let us know that hanging many smaller quilts from our guild members would be spectacular!!**

So, this is a call out for you all to make a quilt or put a hanging sleeve on a quilt you have already made that **represents San Diego**. I'm thinking beachy things, family things, pretty much anything that you think fits. Any quilt that would make someone **want to learn to quilt**....

- Each quilt should be no taller than 5 feet; should have a sleeve on it and come with its own dowel - Sorry, we aren't a real quilt show so we don't have rods..... If we get more than we have space to hang, The Committee reserves the right to choose what will hang.

We'll need these quilts by **August 1**. We will be hanging the exhibit on August 13 and 15. The exhibit will open August 16 and we are planning to have a **reception on Saturday August 17 from 3-5!!** I am getting so excited about this. I know this is coming out after the January workshop. If you came THANKS! If you couldn't make it, please come to the February or March Workshops just to hang out and maybe make your own block, it's fun and kind of addicting!

Chris Bernet

BIRTHDAYS/ HOSPITALITY

HAPPY BIRTHDAY APRIL BABIES

The following members are celebrating their birthday in
APRIL

| | |
|-----------------|------|
| Chris Bernet | 4/19 |
| Ann Conn | 4/11 |
| Thelma Creamer | 4/19 |
| Joyce Mc Carthy | 4/29 |
| Ginny Pence | 4/10 |
| Sue Tursi | 4/25 |
| Stevie Wheeler | 4/25 |



Please bring a little something to share for Door Prizes. It doesn't have to be quilt related or expensive. Just something that you would love to receive as a surprise. Think Spring, summer, vacations, etc.

See you all in April.

Patti Brown



HOSPITALITY

**THANK YOU FOR THE
REFRESHMENTS!**



Block of the Month



HUMMINGBIRD DOUBLE STAR BLOCK



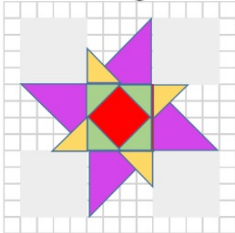
BOM: Congratulations to Rebecca Johnson who won the BOM blocks for March. Please let her know if you have blocks not turned in. The Exchange block for April is the Hummingbird Double Star. The beaks of the birds form the interior star with their bodies forming the outer (larger) star. The green leaves of the center red flower should be sewn ON the drawn Diagonal. Somehow, I missed that sentence. This block will also depend upon the correct colors (red, green, yellow, and a fuchsia or purple) These will be so much fun to see in a quilt top having matching color hues to blend the top. It was great to see the outcoming of February's winning blocks when Karen showed off her quilt top at the March meeting! If you have any questions about the block, give me a call!
Stitchingly, Lois

Block of the Month



Hummingbird Double Star

Think of a hummingbird body with a yellow beak taking sips of the red center flower.



Found online – it's close:



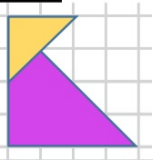
Ingredients – USE 5-inch charms (5in x 5in) for all pieces

Center



- 1 Green charm – **Cut** into four 2.5 pieces – **draw** diagonal line on backs
- 1 Red charm – **trim** to 4.5 square

Birds



- 1 Yellow – think of these as the bird's beaks.
Cut into four 2.5 pieces and **draw** diagonal line on back of the yellow pieces
- 2 Pink 5.0 charms (fuchsia, purple) – think of these as the bird's body.
- 2 background (WOW (white on white) or Cream) 5.0 charms

Corners

- 4 background (WOW, Cream) charms – **trim** to 4.5 square. These do not need to match the Bird backgrounds, but they do need to match each other.

Construction:

CENTER – Square in Square

Join one of the green squares to each of the sides of the red. First, **Join** green to opposing corners, **trim, press** open.

Join the remaining two squares to the other corners, **trim, press** open.

OPTION: Get bonus triangles / HSTs by stitching 0.5 inch away from the original stitching and towards the open corner. Cut between the stitched lines and press open. Save for another project or turn in for the border.

SIDES – Star Points –

Part 1 = HST – using the pink / purple / fuchsia charm and a background, make HST units – two at a time.

Details: **Draw** a diagonal line on the back of two background charms. With right sides together, **Stitch** on both sides of the drawn line at 0.25 distance. **Cut** apart. **Press** open. **Trim** the units to 4.5 inch.

Yield is four (4) HST units at 4.5 inches.

Part 2 = Star Point (Beaks) – **Place the HSTs into the final layout** – watch the diagonal alignments to 'spin' in the same direction. Place the yellow pieces on the inside corners of the HST units. With right sides together, **align** one yellow piece to the corner of the HST. **Stitch on** the diagonal. **Trim** leaving 0.25 inch seam allowance.

Yield is four (4) Star Point units at 4.5 inches.

OPTION: Get another set of bonus triangle HST units by stitching 0.5 inch away from the diagonal line and towards the corner. **Cut** between the stitch lines. Enjoy the triple square triangle (TST) units!

FINAL ASSEMBLY

With the various units in the final layout (above picture), **join** the columns and rows as a 9-patch block.

Yield: The block should now measure 12.5 inches square.

A nice sized Project Linus quilt top can be made with twelve (12) blocks.

SIT AND SEW Every 2nd Monday

The room is very well lit and has lots of electrical outlets. It is a fun place to get together while we sew on our own projects. There is ample parking close to the room. If you need help getting your equipment into the room, we will help get it moved. Hope to see you there!



- **DATES FOR COMMUNITY QUILT PROJECT:** April 8, 2024 and May 13, 2024
- **LOCATION:** Tierrasanta Lutheran Church at 11240 Clairemont Mesa Blvd.
- **TIME:** 10am – 3pm
- **FEE:** \$5 donation
- **BRING:** Lunch. Several options are in easy driving range.
- **PROVIDED:** Ironing boards, iron and worktables.

SEASIDE SHOEBOX SHUFFLE

SEVENTH MONTH



The Seventh month of the Shoebox Shuffle is underway. As we start month four it might be time to assess if each box has enough fabric to complete 12 blocks. Some participants over supplied their box with options, but some have enough focus and background but maybe could benefit from some additional coordinating fabrics. If you think the box, you have could benefit from additional fabric let me know and I will reach out to the participant to see if they have additional fabrics to add to their box to bring to the May meeting.

Just a few reminders:

1. One of the challenges is making the 12" finished block only from the fabric provided by the box owner and using that focus fabric.
2. Sign the sheet in the box with your name and date you finished the block.
3. Sign your block on the back of the block.
4. **Bring your box to the April Guild meeting. If you are unable to attend, please arrange for someone to deliver it for you and then they will bring a box back to you.**



I am always available for questions.
Happy Quilting
Jo Vroman
760-920-3945
vromancj@gmail.com

Participants are:

1. Jo Vroman
2. Helen Hillman
3. Patt Seitas
4. Chris Bernet
5. Louise Goodman
6. Debbie Murbach
7. Rebecca Johnson
8. Donna Hogle
9. Sally Stovall
10. Despo Stevens
11. Cindy Feagle
12. Adele Josepho

CHIT CHAT IS BACK GIVE AND TAKE

APRIL 2024



Did you Chit Chat?

It has been such a pleasure for me to meet new friends through Chit Chat. I hope more of you will take the opportunity to put your name in the box on the sign-in table at our next meeting and get to know another Seaside quilter. Don't worry about not having anything to say-I promise you'll have lots to talk about!

Janice Faulstich

Isn't it amazing the treasures that can be found on the Give and Take Table?

Give and Take Table:-

Thank you to everyone that donated items and to everyone who purchased items (and thank you for taking your unpurchased items home.)

Phyllis Drewett



Project Linus – February

Project ♥ Linus



*Providing
Security
Through
Blankets*



**April 2024
Project Linus**

Many, many thanks to those of you who turned in completed quilts at the March Guild meeting. Kudos to the quilters of Seaside who took home blankies to do the actual quilting. We have completed a total of 75 quilts this year!!!!

If you are new to quilting, please come to these workshops. I did not know how to quilt when I first joined the guild over ten years ago. I learned so much from watching what everyone was doing. I knew how to sew – but what was a quarter inch foot?? It is so rewarding doing something to contribute to the children of San Diego who are in need. It is very satisfying to see so many cute quilts go to kids in the hospital. That's my sewing story – what is yours?

Project Linus will continue to meet on the first Thursday and third Tuesday of the month – April 4 and April 16.

~Linda Duggan~



UFO CLUB

SEASIDE QUILT GUILD UFO CLUB

1. Lois Heath
2. Rebecca Johnson
3. Patti Brown
4. Karen Zappone
5. Stevie Wheeler
6. Beverly VanderWall
7. Judy Uyemura
8. Carol Simpson
9. Chris Bernet
10. Jo Vroman
11. Ginny Pence
12. Joyce McCarthy
13. Debbie Murbach
14. Deborah Lancaster
15. Helen Hillman
16. Linda Duggan
17. Julia Lyons
18. Sally Stovall
19. Cindy Feagle
20. Patt Seitas
21. Cynthia Lyons-Dailard
22. Louise Goodman
23. Sue Tursi

We had lots of nice finishes for UFO Club in March. Let's keep the momentum going. I often get stuck after I make the top. The main problem is that I can't think of how I want to quilt the quilt, so it gets put on the back burner, sometimes for years if not decades!!! This year, I am trying to get my UFO's ready to quilt, meaning the top is pressed and excess threads are removed, the backing is made, and I've cut the batting to fit and made the sleeve (if using) and the binding. It's a lot easier to reach for the UFO to finish when It's all ready to go. I sure hope this new tactic helps me finish more UFO's this year. I'll be curious to see if any of you try this new tactic and if it helps to finish your UFO's. Let me know if it does!


By the way, I've been buying my batting from JoAnn Fabrics by the roll. It is often on sale. For instance, a 90 inch by 40 yd roll of Warm & White or Warm & Natural can be \$249.99 on sale and the regular price is \$459.99. I do like Quilter's Dream batting as well, but JoAnn's does not carry this brand. I try to buy this when it is on sale at Rosie's. If anyone knows of any other good deals on batting, please share with me and I will put it into the next newsletter.

Congratulations to the following people for finishing UFO's: Rebecca (2), Judy (2), Lois, Patti (2), Jo (2 and she won granola), Helen (2 and she won granola) and finally Cindy (3) and she won the Rosie's gift certificate.

All your tickets were added to the Jar for the Mega UFO drawing in June. The winner need not be present for the Mega UFO Club Drawing - a little extra incentive to finish your UFO's and have a chance to win prizes!

See you at the April meeting hopefully with your finished UFO!

Show & Tell and UFO Club Finishes







Mega Dream Bag Show & Tell

Some of the Gals from the Temecula Retreat got together to make the Mega Dream Bag. It's a tote with lots of pockets and when you fold down the top, all your sewing tools are accessible. The pattern is from **Bodobo Bags by Ticklegrass Designs**. It's fun to make and holds a surprising amount of sewing tools and gadgets



SHOW AND TELL AND UFO CLUB





QUILT RETREAT

VINA DE LESTONNAC RETREAT CENTER

Thursday May 16 – Sunday May 19, 2024
Thursday Sept. 12 – Sunday Sept. 15

Prices are as follows:

Double Occupancy - \$548.00

Single Occupancy - \$748.00

There is also a daily rate of \$20.00 plus a \$22.00 meal charge for lunch if you are interested in driving up for Friday and/or Saturday. Talk to Sally if interested in this option.

To secure your place at the retreat write a deposit check made out to Seaside Quilters Guild for \$100.00 per retreat and give/send to our treasurer Debbie Zeller, or to Sally Stovall. Final payments are not required until 30 days before the event.

The fee includes three meals a day (yes, it is true, no cooking for three days!), your own bed, plus, the full days of quilting, going to Temecula to quilt shops, getting to know great quilters and whatever else you wish to do (take naps?). The large sewing room is set up with ironing boards, tables, cutting mats, and your own space. You won't want to miss out on all the fun, so get your deposit in today!

39300 De Portola Rd.
Temecula, CA 92591

TRAVEL TO HAMILTON FOR RETREAT OCTOBER 22-25, 2024



It is time to firm up your travel plans to travel to Hamilton for quilting fun with “Seaside Sewing with Friends Retreat” October 22-25, 2024. Registration for our “Sewing with Friends Retreat” opened in January 2024. Registration has been extended to May 2024 so there is still time to join your friends for a Hamilton adventure. After May the event will be opened to other interested quilters. We need 26 to keep the retreat just to our group. We currently have 19 registered so we still has space for our friends. Information is now being shared with other guilds and quilting friends.

Retreat Date: October 22-25, 2024. October 22, 2024, is check in day with first meal in the evening with open sew after. Early arrival is available for Monday October 21, 2024, for an additional \$50.

Retreat Fee: \$450 which includes dorm -style sleeping accommodation (2-5 per room and shared bathroom), 8 meals, coffee station, a sewing room with individual tables, as well as irons and cutting stations.

Sewing Machine: Babylock sewing machines are available at no additional cost when arranged at the time of reservation. So, you only bring your personal sewing supplies.

Early Check In: Available on Monday for an additional \$50. If you don’t know your travel plans at the time of registration so didn’t choose early check-in let Jo know and she can contact our MSQ contact to add early registration to your account.

Travel Arrangements: Each participant is responsible for making their own travel arrangements. Flights from San Diego to Kansas City, Missouri our currently open on Southwest. Transportation arrangements from the airport to Hamilton can be arranged or rental car options.

Accommodation: Rooms in the retreat center sleep between 3-5. No bunk beds. Six dormitory style bathrooms are on the second floor. Two handicapped rooms are available on the lower level with reservations by special arrangement.

Projects Presented by MSQ: If you don’t have a project to work on during this retreat MSQ will be demonstrating two patterns that can be done during the retreat. The patterns presented will be Lakeview Terrace (jelly roll friendly) and Boardwalk (10” precut friendly). The fabric requirements are given at the time you register so you can bring your fabric with you OR of course you have time to shop before the retreat starts.

Please contact Jo Vroman if you are interested in this retreat for additional information. Jo Vroman vromancj@gmail.com

MEMBER INFO

COMFORT CARDS, CCSA, AND WINNERS

Joyce sent cards to Loretta, Bette Fischer, Birgit Limmer, Stevie Wheeler and Marny Leondis.



COMFORT CARDS

Joyce McCarthy will send a card to any member who needs support.

Please let her know @

Phone: 858-272-4871

Email: jtimeout@san.rr.com

Joyce McCarthy
Comfort and Joy



Our "seasons" are changing from rain to the ubiquitous sun of Southern California. It may be heating up, but cooler hours still dominate our weather. Those in need continue to request socks and items to remain warm. The requests for instant foods such as soups, noodles, and grains will increase. Increasing warm weather will also increase the requests for hygiene products. All of these and so many more are appreciated and desired. Thank you in advance for your donations. --Lois

WINNERS

Winners of the door prizes were Cindy Feagle, Judy Uyemura, Debbie Murbach, Phyllis D., Chris Bernet, Roni Cripps.

Chris Bernet won the Opportunity of the Month

UFO: Helen, Cindy,



Seaside Quilt Guild - San Diego



VISIONS MUSEUM OF TEXTILE ART

MEMBER CHALLENGE

CURRENT EXHIBITIONS



March 6 – April 27

FEVERED DREAMS



January 13 – April 27

TINY PIECES, VAST VISIONS



January 13 – April 27

SENSE OF PLACE



January 13 – April 27

THE GUARDIAN QUILTS

MEMBERS CHALLENGE Call for Entry

Upcoming Theme: *Conexiones/Connections*

The Members Challenge is an opportunity for members of all skill levels to exhibit their talent at the museum. Occurring three times a year, we challenge our community to design 12" by 12" quilts based on a theme. **A contract for member participants to print, complete, and bring with their submissions will be available here soon.**

Conexiones / Connections Exhibition Dates: May 11 – June 22

Description: Focusing on how the creative spirit connects ideas and they become interwoven.

Deadline to Museum: April 20 – May 4

Pick Up Dates: June 26 – July 6



Seaside Quilters Guild
 Monthly meetings - First Tuesday of
 the month (except July & August)
 First Meeting Free
 6:30 PM Social Time
 7:00 PM Meeting & Program

Soledad Club, 5050 Soledad Road,
 San Diego, CA 92109

This month's meeting: Tuesday,
 April 2, 2024

5:30 PM Social Time
 6:00 PM Meeting Starts

Newsletter:

Our newsletter is published monthly by Seaside Quilters for our members and San Diego area guilds.

The normal cutoff date for submissions to the newsletter is the 15th of each month.

Mail your submissions to Debbie Murbach
 email: debinkodesigns@gmail.com

Members are encouraged to submit information about tips; upcoming quilt shows; quilt shops visited; special recipes; or reviews of new books. Seaside Quilters reserves the right to edit articles for space. The information presented herein is for the education and benefit of our members.

Board Meetings

Board meetings will be held Monday prior to the regular meeting at 5:30pm on Zoom

WEBSITE

<https://seasidequiltersguild.com/>

FACEBOOK:

<https://www.facebook.com/pages/Seaside-Quilters/110905575667120>

INSTAGRAM:

https://www.instagram.com/seaside_quilters_in_san_diego/

We welcome members & guests alike who love quilts or enjoy making them.
 Our Annual Membership dues are \$45.00
 Guest Fee is \$5.00 per meeting

Seaside Board Members 2023-2024

Elected Officers

| | |
|---|----------------|
| President | Sally Stovall |
| V.P. | Debbie Murbach |
| Corresponding Secretary/ Comfort & Joy | Joyce McCarthy |
| Recording Secretary | Chris Winger |
| Treasurer/ Budget | Debra Zeller |

Appointed Officers

| | |
|-----------------------------------|--------------------------------------|
| 2023-2024 Programs | Jo Vroman |
| 2024-2025 Programs | Helen Hillman, Chris Bernet |
| Historian | Lois Heath |
| Parliamentarian / Bylaws Chair | Linda Duggan, Lois Heath, Sue Steven |

Committees

| | |
|--------------------------------|--|
| FUN RAISER NIGHT | Sally Stovall, Andrea Mau, Ginny Pence, Gillian Moss, Phyllis Drewett Debbie Zeller |
| Block of the Month UFO Club | Lois Heath Judy Uyemara, Rebecca Johnson |
| Door Prizes | Patti Brown |
| Give & Take Table | Phyllis Drewett |
| Hospitality | Cynthia Lyons-Dailard |
| Membership | Helen Hillman, Beth Bertsch |
| Quilt Challenge | Carol Simpson |
| Newsletter | Debbie Murbach |
| Opportunity of the Month | Stevie Wheeler |
| Project Linus | Linda Duggan |
| Quilting Sisters | Barbie Lorenz |
| Webmaster | Chris Bernet Chris Winger |

Other Activities & Charity Projects

| | |
|----------------------------------|---|
| CCSA | Lois Heath |
| Old Town / History Quilting | Ginny Pence, Patt Seitas |
| Retreat Coordinator: SCCQG | Sally Stovall Chris Bernet, Rebecca Johnson |
| Toy Drive/ Snowman Contact | Mary Ann Moga |
| Visions Museum of Textile Art | Debbie Murbach |

Seaside General Meeting Feb. 6, 2024

The meeting was called to order at 6:05 by Pres. Sally Stovall with 25 members, 2 new members (Gaye Larson and Livia Nelson), and 2 guests (Maureen Speck and Guest Speaker Nicodemus Linn from Refugee Net).

Barbie Lorentz filling in for the Treasurer Debbie Zeller reported total assets of \$29,985.00.

Corresponding Secretary Joyce McCarthy sent cards to Loretta, Bette Fischer, Birgit Limmer, Stevie Wheeler and Marny Leondis. Ione Skaar is happily home from Rehab and not ready for visitors yet but would enjoy phone calls.

Program Chair Jo Vroman talked about the March Speaker Carolina Moore. Her topic will be “My Favorite Notions” and the Workshop a curved log cabin. Wendy Mattson in May will share “Black and White to Brilliant.” The Shoebox Shuffle exchange will continue at Monday’s Quilt Till You Wilt at the Tierrasanta Lutheran Church for those not at this meeting because of the bad weather. She also reported on the trip to Missouri Star in Hamilton Missouri October 22 – 25, 2024 has 22 people interested, but so far only 7 women have paid.

Carol Simpson reported on the first of 3 workshops of the Community Quilt Project at the Pacific Beach Library and she showed the blocks made that day. The Committee was thrilled with the turnout and quality of those blocks. Some important things were learned and next month more people are expected with the great photos and article that appeared in the Pacific Beach Monthly paper and available online. The next dates are Feb. 17 and March 18 and hours are 1-3.

Lois Heath presented the March Block of the Month, Shamrock Flowers.

Hospitality Chair Cynthia Lyons-Dailard asked for someone to help set up refreshments and Julie Hasl volunteered.

Stevie Wheeler showed the Opportunity of the Month which is a Valentine Quilt by Mary Ann Moga and a Project Bag by Cindy Feagle.

Linda Duggan said Project Linus has 30 finished quilts so far and workshops will be Thursdays after Guild Meetings and on the 3rd Tuesday of the Month. The last Newsletter had a Thank-you from a School Principal for Linus Quilts given to needy students.

Sally Stovall distributed a signup sheet and deposit tracking sheets for the Retreats May 16-19 and Sept. 12-15.

SCCQG Representative Cynthia Lyons-Dailard described the latest online presentation on Cybersecurity for Guild Members. She will put a summary in the Newsletter and there will be a Hot Link for this topic of great importance.

Road to California Bus Trip was successful. Thanks to Jo Vroman for digitizing the Seaside Logo and making a quilt that was displayed there as was Donna Hogle’s example of the Group Project Chicken Quilt.

Carol Simpson reminded that the “Quilt Back Challenge” is due in April.

Janice Faulstitch will be the Chit Chat coordinator.

New Business: A Nominating Committee will be needed to find the next President, Vice-President and Treasurer.

The Speaker, Nicodemus Linn, one of the “Lost Boys of Sudan” spoke about supporting Refugee Net and what it means to immigrants to have a warm welcome and concrete help to get established. He described terrible hardships his own group had experienced and the challenge of transitioning from a camp life to a modern society. We were in awe of his achievements and those of his companions.

Sally Stovall shared her experiences making Memory Bears from clothing for families of deceased Hospice Patients. She showed the bears also a sample Fidget Blanket which volunteers made for Nursing Homes.

Judy Uyemura's UFO Drawings were won by Despo Stevens, Jo Vroman and Sally Stovall.

Stevie Wheeler did the Opportunity Drawing which was won by Carol Simpson.

Lois Heath did the Block of the Month drawing won by Karen Zappone.

Door Prizes were won by Barbie Lorentz, Sue Stevens, Cynthia Lyons-Dailard and Loretta Ogden who celebrated her 99th birthday on Jan. 28. We all sang Happy Birthday to Loretta.

Meeting was adjourned at 7:45.

Respectfully Submitted,
Donna Hogle, Acting for Chris Winger, Recording Secretary