



# Seaside View

JUNE 2024

Newsletter for the Seaside Quilters Guild  
Pacific Beach, CA

Tuesday, June 4, 2024, 6PM

## PRESIDENT'S MESSAGE



June is a month for new beginnings, graduations, weddings, vacations, and for our quilt guild a changing of officers. Several members have asked me if I am glad to be finished as President of the guild. It is a tough question for me, as I have really enjoyed getting to know and work with so many members. On the flipside, it will be a little bit of freedom to have the responsibility of monthly meetings off my shoulders. My two years serving as President, has been very easy because of the great volunteers. Debbie Murbach has been the best Vice-President ever. She constantly asks, "What can I do for you?" She has organized all our bus trips, which was something new. They were all a success. She helped develop survey's and anything else asked of her. Debbie Zeller has done her best at keeping track of our money and learned how to track money from our website and credit cards. Well done, Debbie Z.! Donna Hoagle and Chris Winger have both been excellent at keeping our minutes accurate. The minutes are now stored "in the cloud", so kudos to Chris for figuring out how to make that happen! Finally, Joyce McCarthy has kept informed of milestone birthday's, illness and deaths in our guild family, and sends cards in all these situations.



There are many more guild members who have done outstanding tasks to keep us energized. Jo Vroman for one. She has taken on herculean tasks, beside planning interesting programs and workshops for 2023/24, Jo had us all work on our skills by offering the chicken quilt last year, and this year doing a shoe box shuffle. She has resurrected "Quilt 'til you Wilt", and organized twenty-two quilters to travel to Hamilton Missouri to participate in a Missouri Star Retreat this coming October.

Carol Simpson took charge of our challenge projects for two years. Last year many of us participated in the "snip it, rip it and drop it" challenge. It was so much fun to see what interesting projects we could make using the same fabrics. This year we created Linus quilts matched to a backing that was provided to us. So many creative quilts were shown at the April meeting, thus providing some great quilts for Linus.

A project not finished yet, but ALMOST DONE – is the brainchild of Chris Bernet, Carol Simpson, and Deborah Lancaster: **Our Community Quilt**. The amount of time these ladies have put into organizing fabric, interfacing, and other supplies, plus planning work sessions, and finally actually sewing the quilt together is so very generous. It is a spectacular feat. What a glorious day it will be when we see it hanging in the Pacific Beach Library starting in August.

There are so many others that make our guild so much fun. Lois Heath -block of the month; Patti Brown-door prizes; Phyllis Dewitt-give & take; Cynthia Lyons-Dailard-hospitality; Beth Bertsch & Helen Hillman-membership; Debbie Murbach-newsletter; Stevie Wheeler-opportunity of the month; Linda Duggan-Project Linus; Chris Winger-Website; Judy Uyemura & Rebecca Johnson-UFO. Some of these volunteers have agreed to continue in their current positions. Our new President, Sue Steven, will be asking for some new volunteers. "As you give, so shall you receive" – so say YES when she asks, it is a lot of fun.

**THANK YOU, SALLY FOR TWO  
WONDERFUL YEARS OF LEADERSHIP**



**THANK  
YOU!**



# JUNE MEETING POTLUCK & SHOW & TELL

Thank  
you



Thank you, Jo for two  
years of great  
programs!



## **JUNE is our End of the Year Potluck.**

Our members will be supplying the food. Please bring a dish to feed 8 - 10 people. We are looking forward to seeing all of you and tasting the delicious treats quilters are known for!

**A-G: Salad**

**H-K: Appetizer**

**L-N: Main Dish**

**O-S: Side Dish or Vegetable**

**T-Z: Dessert**

From your Hospitality Team:

An extra thank you to all the members who have been so generous with excellent food for our monthly meetings during the first half of 2024.

Several people have been regular contributors, signed up or just volunteers who add to our monthly refreshments, especially since our attendance has been so great.

The sign-up list is usually at the counter, and it is okay to sign-up as a 5th person to bring a snack for any meeting, or just bring something extra if you have the urge.

The set-up, take down, refreshment Team- Cynthia, Janice, Julie, Beverly, Carol

2024 -2025

**NEW SEASIDE BOARD MEMBERS**

PRESIDENT

SUE STEVEN

V.P.

JO VROMAN

SECRETARY

CHRIS WINGER

CORRESPONDING

JOYCE MCCARTHY

SECRETARY

DEBRA ZELLER AND BARBIE

TREASURERS

LORENTZ

2024-2025 PROGRAMS

CHRIS BERNET

HISTORIAN

LOIS HEATH

BLOCK OF THE MONTH

MARY ANDERSON

BYLAWS CHAIRS

LINDA DUGGAN, SUE STEVEN

LOIS HEATH



**TIME TO  
RENEW  
MEMBERSHIP**

**\$50 FOR MEMBERSHIP FOR 2024-2025**

**SAY HI TO HELEN HILLMAN WHEN YOU  
GIVE HER YOUR CHECK OR CASH**

# SEASIDE PROGRAMS 2025-2025



## CHRIS BERNET IS OUR NEW PROGRAM LEADER

Month	Teacher	Program/ workshop name
<b>2024</b>		
September 3	Guild Members	Birthday Party and Show and Tell
October 1	Fund raiser	Fundraiser
November 5	Sew Treasured	PROGRAM My Journey to Quilting and pop-up shop
November 6	Deborah Lancaster	Workshop - Quilted Jacket
December 3	Potluck	Gift steal
<b>2025</b>		
January 7	Jean impey	PROGRAM An Insider's Look into the Textile Industry
February 4	Jane Haworth	PROGRAM Living a Creative Life WORKSHOP House and Home Fabric Collage
March 4	Kristie Naranjo	PROGRAM Scrappy Applique collage animals
April 1	Sue Bouchard	PROGRAM TBD
April 2	Sue Bouchard	WORKSHOP TBD
May 6	Guild Members	Demos and Desserts
June 3	Potluck	Board Bonanza opportunity; challenge reveal



# CONGRATS TO OUR NEW PRESIDENT 2024-2026

## SUE STEVEN



I started quilting a year before Covid by taking a “Quilt in a Day” retreat in the mountains of Julian. The power was shut off from SDGE due to high winds so there was no heat or power. They bought the last two generators at Home Depot to power our sewing machines. They burned a wood fire in the grand fireplace and we sewed mostly by daylight. By the end of three days I finished a baby quilt for a boy who was born the following week. My quilt had to be washed before gifting due to the wood fire smell. But I was hooked!

I recently built a sewing room addition to my house which is large enough for two domestic machines and my long-arm. My mom, dad and one brother all learned to sew. My brother sewed hot air balloons. When I am not sewing you will find me boating with my husband.

Regards,  
Sue



# CONGRATS TO OUR NEW VICE PRESIDENT 2024-2026

**JO VROMAN**



I am looking forward to the next two years with Seaside. Like most quilters I started sewing at a very young age, making my clothes and clothes for gifts. I made my first quilt in 1982 for my son and it was a Quilt in a Day Log Cabin. In 2002 my adventure in quilting exploded when I attended my first Mystery Quilt Retreat with Linda Ballard.

Linda Ballard improved my techniques and my now obsession with Mystery Quilts, half square triangles, flying geese, and specifically Mystery Blocks of the month. I love to teach new quilters and encourage quilters to discover new possibilities.

# WINNERS AT THE MAY MEETING

## **UFO:**

STEVIE WHEELER  
CHRIS BERNET  
LOIS HEATH

## **OPPORTUNITY**

CYNITHIA LYONS-DILLARD

**BOM** – MARY ANDERSON



## **DOOR PRIZES**

SHERYL KING  
CHRIS WINGER  
MARY ANDERSON  
STEVIE WHEELER

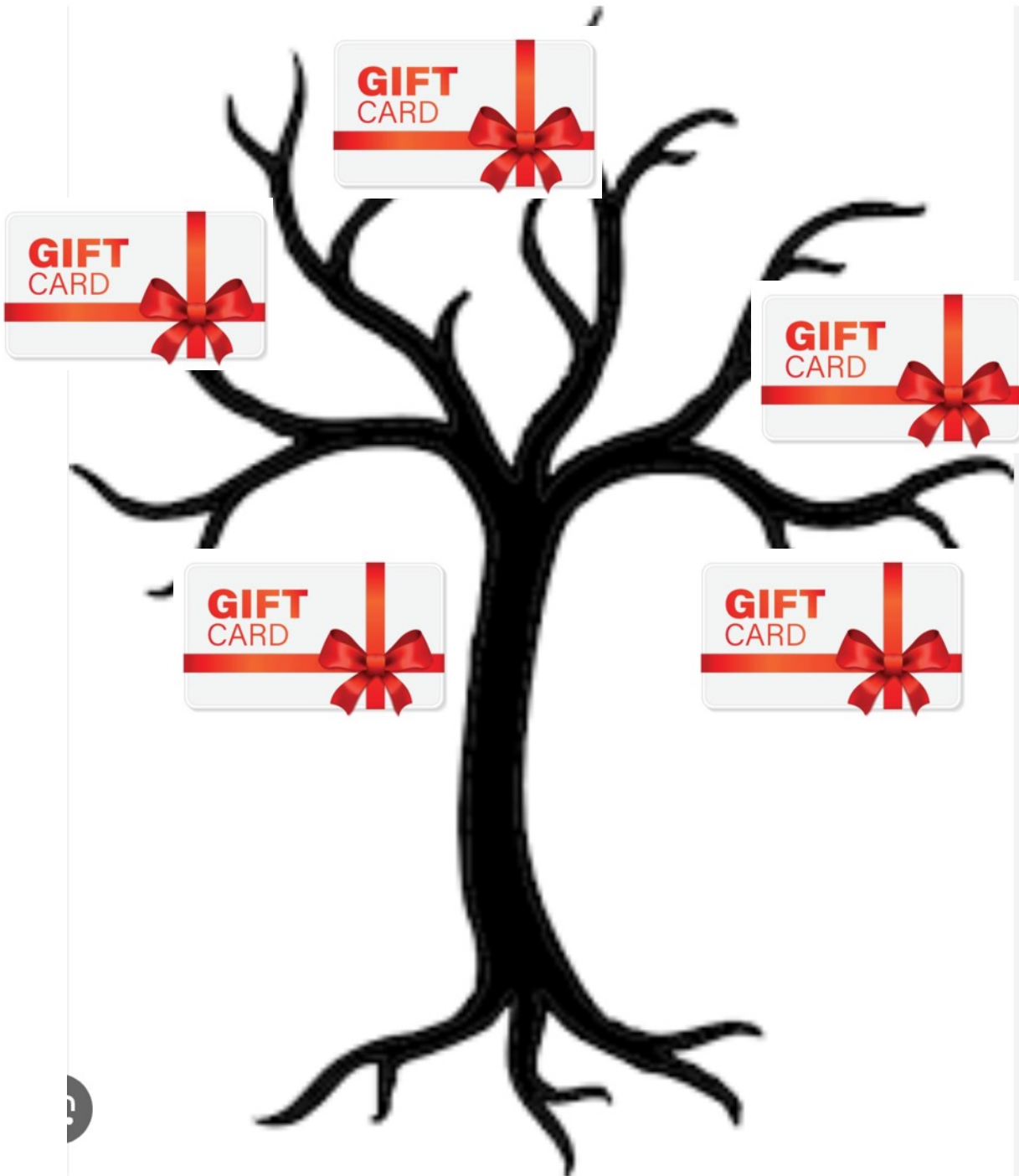
LYNN GLYNN  
JANICE FAULSTICH  
RONNIE CRISP  
PATT SEITAS



# OPPORTUNITY OF THE MONTH




MONTH	DONATION BY	
JUNE	THE BOARD	GIFT CARD TREE



# COMMUNITY QUILT PROJECT

## AUGUST 1 DEADLINE




Hi Seasideers!!

We met with the Pacific Beach Librarian, and she let us know that hanging many smaller quilts from our guild members would be spectacular!!

So, this is a call out for you all to make a quilt or put a hanging sleeve on a quilt you have already made. Any quilt that would make someone want to learn to quilt....

**Each quilt should be no taller than 5 feet; should have a sleeve on it and come with its own dowel**

- Sorry, we aren't a real quilt show so we don't have rods..... If we get more than we have space to hang, The Committee reserves the right to choose what will hang.



We'll need these quilts by **August 1**. We will be hanging the exhibit on August 13 and 15. The exhibit will open August 16 and we are planning to have a reception on Saturday August 17 from 3-5!! I am getting so excited about this

**GET THEM TO CHRIS BERNET 858-692-1871**

# BIRTHDAYS/ HOSPITALITY

## HAPPY BIRTHDAY JUNE BABIES

*The following members are  
celebrating their birthday in  
JUNE, JULY AND AUGUST*

### JUNE

*Andrea Mau 6/04  
Cynthia Lyons 6/07  
Donna Hogle 6/11  
Gillian Moss 6/19  
Roni Cripps 6/29  
Despo Stevens 6/29*

### JULY

*Sue Steven 7/9  
Ruth Simmons 7/20  
Linda Duggan 7/27*

### AUGUST

*Karen Zappone 8/11  
Christine Winger 8/25  
Barbie Lorentz 8/14  
Louise Goodman 8/17  
Sally Stovall 8/25*




# Block of the Month



## BANANA SPLIT BLOCK

### Banana Split



Please submit 5 blocks to count for one entry.

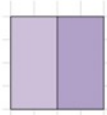
**INGREDIENTS for ONE ENTRY:** 5-inch Charms (5in x 5in);

1 Yellow Charm– Bright yellow – distinctively Yellow; not too much orange / red  
5 Print Charms – miscellaneous

#### Mise en place (Pulling it together / Preparations)


Cut the yellow charm into 5 pieces each at 1 x5 inches

Cut the other five charms in half one direction for 2 piece of each print at 2.5 x 5  
{Option: Begin with 2.5 strips cut into pairs at 5 inches.}




(shading to show CUT line – both sides are same fabric.)

Join one yellow strip to the center of the two pieces of print. Press the seams under the center yellow piece.  
The resultant block will be 5 inches square.



YIELD: The blocks will be 5 inch squares at this point. Five blocks will count as one entry.



Possible layout.

A good sized Project Linus quilt will need 96 blocks – 8 x 12. This would mean 20 entries are needed.

(Images and Verbiage LCH-4passI0n7)



# SEASIDE SHOEBOX SHUFFLE

## EIGHTH MONTH

Several boxes made the rounds at retreat this weekend, so a couple were completed. I will not be at the June Guild meeting, so I need assistance in getting the boxes shuffled. I have checked my spreadsheet so recommend the following:

- **Helen:** has completed all boxes  
Give Rebecca Johnson her completed box  
Give Donna Hogle her completed box
- **Patt:** needs to receive Sally Stovall, Debbie Murbach, and Cindy Feagle  
Give Donna Hogle Helen Hillman's box
- **Sally:** completed all boxes  
Give Patt Seitas and Sally Stoval boxes to Louise Goodman.  
Deliver Louise Goodman her completed box
- **Despo:** completed all boxes  
Give Jo Vroman her box
- **Cindy:**  
Deliver Cindy's box to Patt Seitas
- **Louise:** Boxe completed and to be delivered to her by Sally
- **Chris B:** completed all boxes and has received her completed box  
Delivering Despo Stevens box to Helen
- **Donna:** needs to complete Helen Hillman and Sally Stovall boxes  
Deliver Helen Hillman her box when completed
- **Rebecca:** completed all boxes  
Helen Hillman to deliver completed box to Rebecca
- **Adele:** completed all boxes and Jo has her box to deliver once she returns
- **Jo:** completed all boxes
- **Debbie:** completed all boxes

# CHIT CHAT IS BACK GIVE AND TAKE

APRIL 2024



Did you Chit Chat?

It has been such a pleasure for me to meet new friends through Chit Chat. I hope more of you will take the opportunity to put your name in the box on the sign-in table at our next meeting and get to know another Seaside quilter. Don't worry about not having anything to say-I promise you'll have lots to talk about!

Janice Faulstich

## Isn't it amazing the treasures that can be found on the Give and Take Table?

Give and Take Table:-

Thank you to everyone that donated items and to everyone who purchased items (and thank you for taking your unpurchased items home.)

Phyllis Drewett



## Project Linus – JUNE 2024



# PROJECT LINUS

Once again, I am so incredibly pleased to report that so many of you contributed quilts to Linus at the last meeting. Our total for the year is now 143.

Kits have been prepared for a super simple top. The All Boxed In pattern is published by the national Project Linus folks.

It is very easy to assemble with 5 inch squares and sashing. Please take a kit home to complete. My real need right now, as always is to have long arm quilting done. If you are not a long armer, smaller quilts are great to practice your free motion. Please let me know if you can do these. I will bring a big box of blankets to the Guild meeting June 4. They are pin basted and ready for you're stitching. If you can't come to the Guild meeting or the Linus workshops, please let me know if I can drop some off to you.



Hope to see you on Thursday, June 6 for our workshop. After that, we will take a break for summer. Please let me know if you'd like to be added to my email reminder list. I'll be in touch a few days prior to each workshop. Thanks to everyone who continues to work on Linus throughout the year.



# UFO CLUB

## SEASIDE QUILT GUILD UFO CLUB

1. Lois Heath
2. Rebecca Johnson
3. Patti Brown
4. Karen Zappone
5. Stevie Wheeler
6. Beverly VanderWall
7. Judy Uyemura
8. Carol Simpson
9. Chris Bernet
10. Jo Vroman
11. Ginny Pence
12. Joyce McCarthy
13. Debbie Murbach
14. Deborah Lancaster
15. Helen Hillman
16. Linda Duggan
17. Julia Lyons
18. Sally Stovall
19. Cindy Feagle
20. Patt Seitas
- 21 Cynthia Lyons-Dailard
22. Louise Goodman
- 23 Sue Tursi
24. Despo Stevens


Whew! We made it to our last UFO Club drawings for the Seaside Year. Great job everyone and we hope that this Club has helped you complete more UFO's than normal! Congratulations to the following for completing UFOs in May: Patt, Judy U., Rebecca (2), Ginny, Jo V. (2), Despo, Cindy (3), Stevie (2 and won granola), Lois (won granola), and last but not least Chris (won the Rosie's gift certificate). Congratulations to all for completing your UFO's and all your names were added to the Mega UFO drawing jar. Don't forget, we will have our regular drawing for June plus our Mega UFO drawing with extra prizes in June as well. Winners need not be present for the Mega UFO drawing as we will try to find someone to take your prize to you if you win.

I know many of you (including myself) get stuck after making the top. You just can't think of a way to quilt the quilt, hence the surplus of unfinished tops. Here are some ideas to quilt your quilt if you decide to do it yourself versus hiring a longarmer to do it for you on the next page.

Hope some of these ideas help you get your quilt quilted! Rebecca and I have signed up to do another year of UFO Club and I'm going to work on a quilting idea handout with some of my favorite quilting ideas & motifs. This handout will be included with your UFO Club membership fee when you sign up in September. Until then, have a great summer and have fun finishing your UFO's!

Judy & Rebecca  
UFO Club Co-Chairs





# UFO CLUB IDEAS FOR QUILTING

1. Stitch in the Ditch (simple but pretty relaxing to sew in the ditch).
2. Cross hatch - this can be a big cross hatch or a small one. I like to mark the cross hatch because it tends to get wonky if I don't. However, if you have a Linus quilt with squares, you can diagonally cross hatch it without marking. Try using a wavy stitch which won't show imperfections as much.
3. Straight line quilting either vertical or horizontal or at an angle using a straight stitch or a wavy or decorative stitch.
4. Meander - there are all kinds of meander, the regular one but also you can add hearts, stars, circles, butterflies, etc. to your meander.
5. For longarmers, pantographs. There are zillions of Pantos out there!
6. Ruler work. There are rulers out there for both domestic machines and longarms. You can do circles, waves, ovals, clamshells, scallops, etc. with rulers.
7. There are tons of machine quilting books out there as well and classes both at quilt shows, quilt sewing machine/fabric shops, and online. Maybe try one to learn a new technique.
8. Keep a notebook with quilting ideas. When I see a cute quilting motif, I like to jot it down and then copy it into my quilting idea notebook later. Helps if you keep a small notepad with you when you go to shows or anywhere there are quilts on display, so you can draw it before you forget or else take a photo of it.
9. Perhaps it would be nice to hire a speaker/workshop instructor who will teach us some new machine quilting techniques.
10. Bring your top to guild or your small group if you don't know how to quilt it and ask for suggestions or ideas.
11. For longarmers, just load the quilt on the frame. Ideas will come when you realize you have to think of something because it's on the frame and you have other projects to do as well so you need to get it done and off the frame!
12. One last thing, look at the quilt top. Does it have a design you'd like to use for the quilting. There were butterflies on a recent quilt I longarmed and it gave me an idea to do a butterfly meander on the quilt.

# SHOW AND TELL AND UFO CLUB



# SHOW AND TELL AND UFO CLUB



# SHOW AND TELL AND UFO CLUB



# SHOW AND TELL AND UFO CLUB





# QUILT RETREAT

## VINA DE LESTONNAC RETREAT CENTER

Thursday Sept. 12 – Sunday Sept. 15, 2024  
Monday Jan. 13 – Thursday Jan. 16, 2025  
Thursday May 15 – Sunday May 18, 2025

Prices are as follows:

Double Occupancy - \$548.00

Single Occupancy - \$748.00

There is also a daily rate of \$20.00 plus a \$22.00 meal charge for lunch if you are interested in driving up for Friday and/or Saturday. Talk to Sally if interested in this option.

To secure your place at the retreat write a deposit check made out to Seaside Quilters Guild for \$100.00 per retreat and **give/send to Sally Stovall**. Final payments are not required until 30 days before the event.

The fee includes three meals a day (yes, it is true, no cooking for three days!), your own bed, plus, the full days of quilting, going to Temecula to quilt shops, getting to know great quilters and whatever else you wish to do (take naps?). The large sewing room is set up with ironing boards, tables, cutting mats, and your own space. You won't want to miss out on all the fun, so get your deposit in today!

39300 De Portola Rd.  
Temecula, CA 92591



It was a gorgeous weekend at the quilt retreat in May at the Vina De Lestonnac Retreat Center.

Several of us went to buy fabric and drove through the wine country.



Our lizard friends love to bask in the sun





Lots of baby or young child quilts were being worked on.



Ginny's quilt was so cute with animals in each house



Yes, Zoo animals for my granddaughter



Sally's was amazing to see her put it together





Sally's quilt and advisors



Rebecca and Chris W. brought their embroidery machines



Deborah's Years in the making



Lynn Glenn

Despo's Cats



# MEMBER INFO

## COMFORT CARDS, CCSA, AND WINNERS

### COMFORT CARDS

Joyce McCarthy will send a card to any member who needs support.



Please let her know @

Phone: 858-272-4871

Email: [jtimeout@san.rr.com](mailto:jtimeout@san.rr.com)

Joyce McCarthy  
Comfort and Joy



Last meeting for the summer months for donations, any can be dropped off at my house during summer. The warmer months will bring a greater need for hygiene items such as soaps, tooth care, shavers, anti-smell items, powder, lip gloss, and shampoo. Socks are constantly needed - no matter the weather. Pantry and shelf stable foods - especially if individually portions - are also good donation items. Check out the discount racks in the grocery store (typically found in the back or near produce); or specials at 'odd' food places (dollar stores, ethnic stores) ramen and dehydrated bowl meals are great shelf items. Thank you in advance for all your generosity. --Stitchingly, Lois

### HISTORY

The Seaside Facebook page is typically updated with the meeting pictures within a week of the meeting. Enjoy revisiting the items shown by our speakers and get loads of inspiration from the sharing! The FILES section also has the instructions from the BOMs and other instructions I have written for individual blocks. Feel free to upload your own to share!

## Seaside Quilt Guild - San Diego



# TRAVEL TO HAMILTON FOR RETREAT OCTOBER 22-25, 2024



**Retreat Date:** October 22-25, 2024. October 22, 2024, is check in day with first meal in the evening with open sew after. Early arrival is available for Monday October 21, 2024, for an additional \$50 and if flying from San Diego you will need the early arrival to be able to make the orientation on Tuesday October 22, 2024.

**Retreat Fee:** \$450 which includes dorm -style sleeping accommodation (2-5 per room and shared bathroom), 8 meals, coffee station, a sewing room with individual tables, as well as irons and cutting stations.

**Sewing Machine:** Babylock sewing machines are available at no additional cost when arranged at the time of reservation. So, you only bring your personal sewing supplies.

**Early Check In:** Available on Monday for an additional \$50. If you don't know your travel plans at the time of registration so didn't choose early check-in let Jo know and she can contact our MSQ contact to add early registration to your account. If flying from San Diego you will need the early arrival to be able to make the orientation on Tuesday October 22, 2024.

**Travel Arrangements:** Each participant is responsible for making their own travel arrangements. Flights from San Diego to Kansas City, Missouri are currently open on Southwest. Transportation arrangements from the airport to Hamilton can be arranged or rental car options.

**Accommodation:** Rooms in the retreat center sleep between 3-5. No bunk beds. Six dormitory style bathrooms are on the second floor. Two handicapped rooms are available on the lower level with reservations by special arrangement.

**Projects Presented by MSQ:** If you don't have a project to work on during this retreat MSQ will be demonstrating two patterns that can be done during the retreat. The patterns presented will be Lakeview Terrace (jelly roll friendly) and Boardwalk (10" precut friendly). The fabric requirements are given at the time you register so you can bring your fabric with you OR of course you have time to shop before the retreat starts.

Please contact Jo Vroman if you are interested in this retreat for additional information. Jo Vroman  
[vromancj@gmail.com](mailto:vromancj@gmail.com)

# QUILTFOLK

CODE **GUILD3** GETS DISCOUNT



## Free Gift + Discount Code

This quarter, we have sent you one copy of our new release (*Issue 30: Georgia*). This can be used as a door prize or may be enjoyed by members as you see fit.

We have also created the custom coupon code **GUILD30** for your members to use on our website. Please share the code so that they can receive 15% off the total amount of their next order—now through June 30.

# VISIONS MUSEUM OF TEXTILE ART

## LATINE ENTRETEJIDA / INTERWOVEN



*Latine Entretejida / Interwoven* and **World Design Capital 2024**

Visions Museum of Textile Art is proud to unveil *Latine Entretejida/Interwoven*, a program designed to foster connection and showcase Latine textile artists who are inspired by the unique culture that engulfs the San Diego/Tijuana border. Renowned artists Irma Poeter, Marisa Raygoza, Mely Barragan, and Olivia Arreguin present a diverse collection of quilts, sculptures, and fashion pieces, showcasing the beauty and complexity of their cultural textile art. Complementing the exhibition, Latine features engaging programming for all ages, including artist-led workshops and a community art project. Join us in celebrating this intersection of art and culture. Free exhibition, donations welcomed.

## Discover Unique Handmade Treasures – June 8th and 15th



Join us for our Summer Pop-Up featuring local textile artists Helen Ashdown, Aida Flores, Faith Orcino, author Megan Groth, and Claudia B. Rodriguez from Sew Loca. Not to mention, four *Latine* artists will also have booths! Mark your calendars for Saturday, June 8th and 15th to explore their unique hand-made creations including embroidered art pieces, jewelry, fabric cuffs, dolls, and more.



**Seaside Quilters Guild**  
 Monthly meetings - First Tuesday of  
 the month (except July & August)  
 First Meeting Free  
 6:30 PM Social Time  
 7:00 PM Meeting & Program

Soledad Club, 5050 Soledad Road,  
 San Diego, CA 92109

This month's meeting: Tuesday,  
 June 4,, 2024

5:30 PM Social Time  
 6:00 PM Meeting Starts

**Newsletter:**

Our newsletter is published monthly by Seaside Quilters for our members and San Diego area guilds.

The normal cutoff date for submissions to the newsletter is the 15th of each month.

Mail your submissions to Debbie Murbach  
 email: [debinkodesigns@gmail.com](mailto:debinkodesigns@gmail.com)

Members are encouraged to submit information about tips; upcoming quilt shows; quilt shops visited; special recipes; or reviews of new books. Seaside Quilters reserves the right to edit articles for space. The information presented herein is for the education and benefit of our members.

**Board Meetings**

Board meetings will be held Monday prior to the regular meeting at 5:30pm on Zoom

**WEBSITE**

<https://seasidequiltersguild.com/>

**FACEBOOK:**

<https://www.facebook.com/pages/Seaside-Quilters/110905575667120>

**INSTAGRAM:**

[https://www.instagram.com/seaside\\_quilters\\_in\\_san\\_diego/](https://www.instagram.com/seaside_quilters_in_san_diego/)

*We welcome members & guests alike who love quilts or enjoy making them.*  
 Our Annual Membership dues are \$50.00  
 Guest Fee is \$5.00 per meeting

**Seaside Board Members 2023-2024**

**Elected Officers**

President	Sally Stovall
V.P.	Debbie Murbach
Corresponding Secretary/ Comfort & Joy	Joyce McCarthy
Recording Secretary	Chris Winger
Treasurer/ Budget	Debra Zeller

**Appointed Officers**

2023-2024 Programs	Jo Vroman
2024-2025 Programs	Helen Hillman, Chris Bernet
Historian	Lois Heath
Parliamentarian / Bylaws Chair	Linda Duggan, Lois Heath, Sue Steven

**Committees**

FUN RAISER NIGHT	Sally Stovall, Andrea Mau, Ginny Pence, Gillian Moss, Phyllis Drewett Debbie Zeller
Block of the Month UFO Club	Lois Heath Judy Uyemara, Rebecca Johnson
Door Prizes	Patti Brown
Give & Take Table	Phyllis Drewett
Hospitality	Cynthia Lyons-Dailard
Membership	Helen Hillman, Beth Bertsch
Quilt Challenge	Carol Simpson
Newsletter	Debbie Murbach
Opportunity of the Month	Stevie Wheeler
Project Linus	Linda Duggan
Quilting Sisters	Barbie Lorenz
Webmaster	Chris Bernet Chris Winger

**Other Activities & Charity Projects**

CCSA	Lois Heath
Old Town / History Quilting	Ginny Pence, Patt Seitas
Retreat Coordinator: SCCQG	Sally Stovall Chris Bernet, Rebecca Johnson
Toy Drive/ Snowman Contact	Mary Ann Moga
Visions Museum of Textile Art	Debbie Murbach