



Seaside View

MARCH 4, 2025

Newsletter for the Seaside Quilters Guild
Pacific Beach, CA



PRESIDENT'S MESSAGE

We had two great workshops this past month and I got one quilt done with my first ever flying geese. My house collage quilt is at the recognizable stage.

I will miss you all at the next guild meeting as I will be cruising on my small boat in Florida on the St John's river. But what a great area to be inspired to do something new.

You will see some changes at Soledad club on your next visit. They have trimmed the bushes in front of the road sign. They have removed some non-fire-resistant curtains and are trying to solve a mouse problem. They have hired an exterminator but are looking for their tenants to help by cleaning up their bins and throwing away anything we no longer need. We will tackle this at our March meeting.



JANUARY – JUNE 2025 CHALLENGE



Hi everyone!!

Helen and I hope everyone who signed up for the challenge has begun working on their quilts. I saw at least two challenge quilts being worked on at the retreat.

To clarify: We have abandoned the "initials" challenge and the challenge this year is based on the page you selected from the book or magazine you brought to the meeting. We're looking forward to seeing all the entries in May.



Debbie
Murbach's
Challenge
book

NEW MEMBER DIAN CARMICHAEL



Welcome to a new member, Dian Carmichael who arrived in town last September from Michigan. She spent quite a few previous winters here visiting one of her 4 children. Her 4 children, grandchildren and 4 great grandchildren are spread all around the USA.

Dian is most proud of a queen size double wedding band quilt for her son's wedding - all sewn and quilted by hand. What an accomplishment!

Dian is a long-time quilter and former guild member in Michigan. She heard about the guild from one of our former members who sang high praises about our Guild. Currently, she is working on our "Challenge Quilt" project. Thanks to Chris Bernet who insisted that Dian take one of her books and choose a quilt to make. That was enough incentive for Dian!

She enjoys the speakers at our meetings, the warm, friendly people and will eventually get involved in the workshops. For now, she's taking time to learn about all our guild activities. Please welcome her at future meetings.

KRISTIE NARANJO



MARCH 2025 PROGRAM



Kristie Naranjo presents “Applique Collage Animals.” Kristie is a quilt instructor and Certified Teacher for “Scrappy Appliqué,” a simple, easy and fun raw edge appliqué method where you collage leftover scrap fabrics to create an appliqué piece. This method was developed by Shannon Brinkley. Whether you’re new to appliqué or have been appliquéing for years, this method will teach you some new tips, tricks, and techniques. Her website: <https://www.kristienaranjo.com/>

SEASIDE PROGRAMS 2024-2025



CHRIS BERNET IS OUR PROGRAM LEADER

Month	Teacher	Program/workshopname
2024		
September 3	Guild Members	Birthday Party and Show and Tell
October 1	Fund raiser	Fundraiser
November 5	Sew Treasured	My Journey to Quilting
November 6	Deborah Lancaster	Quilted Jacket
December 3	Potluck	Gift steal
2025		
January 7	Jean impey	An Insider's Look into the Textile Industry
February 4	Jane Haworth	Living a Creative Life
February 5	Jane Haworth	Collage house
March 4	Kristie Naranjo	Applique collage animals
April 1	Sue Bouchard	
April 2	Sue Bouchard	Binding
May 6	Guild Members	Demos and Desserts
June 3	Potluck	Board Bonanza opportunity; challenge reveal


BLOCK OF THE MONTH

THANK YOU, MARY ANDERSON!

From - www.FatQuarterShop.com

Has a video on the website

Layer Cake Crumble Quilt Pattern




Block Assembly

Use 1/4" seams and press as arrows indicate throughout.

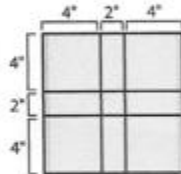
With right sides facing, layer one light Fabric . . . square and one dark Fabric . . . square.

Stitch 1/4" away from the edge on opposite sides.

Layered Crumble Unit should measure 10" x 10".



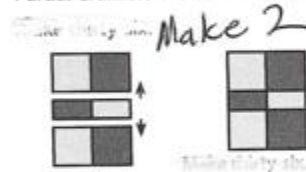
Cut the Layered Crumble Unit as shown.



- Makes 4
4" x 7 1/2" Square Units.
- Makes 2
2" x 7 1/2" Rectangle Units.
- Makes 2
2" x 4" Dark Rectangles.
- Makes 2
2" x 4" Light Rectangles.
- Makes 1
2" x 2" Dark Squares.
- Makes 1
2" x 2" Light Squares.


Assemble two matching Square Units and one matching Rectangle Unit.

Partial Crumble Unit should measure 7 1/2" x 9".



Assemble two matching Light Rectangles and one coordinating Dark Square.

Light Crumble Strip Unit should measure 2" x 9".



one of those will

Assemble two matching Dark Rectangles and one coordinating Light Square.

Dark Crumble Strip Unit should measure 2" x 9".

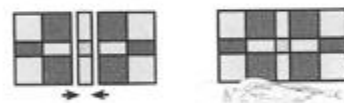


be left over please turn in.

Assemble two matching Partial Crumble Units and one different Light Crumble Strip Unit.

Crumble Block should measure 9" x 16".

Pay close attention to unit placement.



You will have one crumble unit strip left over. Please turn in as it is used in the whole quilt.

BIRTHDAYS/ DOOR PRIZES

HAPPY BIRTHDAY MARCH BABIES



The following members are celebrating their birthday in MARCH 2025!



SOFIA GOMEZ

3/12

SHERYL KING

3/17

BIRGIT LIMMER

3/15

DEBBY MCCARTER

3/13

PATT SEITAS

3/26

VIVIAN SIMON

3/26

Please bring a little something to share for door prizes: Candy, cookies, flowers, quilty stuff. Anything that you would love to open as a door surprise.

MARCH REFRESHMENTS PROVIDERS:

Thank you for volunteering to bring refreshments to the February Seaside Meeting.

Please bring enough for 15 to 20 servings. If you are unable to attend, please find a substitute to bring refreshments for the meeting.



PATT SEITAS
SHERYL KING
DEBBIE ZELLER
VIVIAN SIMON
SOPHIA GOMEZ
SALLY PARISH





UFO CLUB



SEASIDE QUILT GUILD UFO CLUB

1. Carol Simpson
2. Joyce McCarthy
3. Judy Uyemura
4. Despo Steven's
5. Julie Hasl
6. Cindy Feagle
7. Phyllis Drewett
8. Lois Heath
9. Jo Vroman
10. Rebecca Johnson
11. Chris Bernet
12. Sally Stovall
13. Debbie Mendelson
14. Deb Lancaster
15. Andrea Mau
16. Karen Zappone
17. Mary Anderson
18. Ginny Pence
19. Barbie Lorenz
20. Linda Duggan
21. Beth Bertsch
22. Patt Seitas
23. Gaye Larson
24. Cynthia Lyons-Dailard

Hi Everyone!

Wow it's almost March! This year is just flying by. Congratulations to Everyone who finished UFOs for the February meeting: Deb L (won granola), Cindy F. (3, won granola), Mary A., Andrea (won Rosie's \$20 gift certificate, Judy U (3), Barbie (2), and Lois (2). All your tickets were added to the pot for the June Mega UFO drawing.

For those of you who have a kit or maybe many kits (ha-ha - you know who you are!), try pulling out a kit and start it. You may not finish it by the March meeting but at least it's not just sitting there on a shelf! Remember a completed kit counts as a UFO finish now too!



UFO CLUB



SEASIDE QUILT GUILD UFO CLUB

1. Carol Simpson
2. Joyce McCarthy
3. Judy Uyemura
4. Despo Steven's
5. Julie Hasl
6. Cindy Feagle
7. Phyllis Drewett
8. Lois Heath
9. Jo Vroman
10. Rebecca Johnson
11. Chris Bernet
12. Sally Stovall
13. Debbie Mendelson
14. Deb Lancaster
15. Andrea Mau
16. Karen Zappone
17. Mary Anderson
18. Ginny Pence
19. Barbie Lorenz
20. Linda Duggan
21. Beth Bertsch
22. Patt Seitas
23. Gaye Larson
24. Cynthia Lyons-Dailard

Here's an idea to keep your projects organized. Get a cute notebook and list all your projects. I try to put down when the project was started, what still needs to be done, etc. When the project is completed, I write down the completion date and who the project is for (Linus, gift for friend, family member, donation, my personal stash, etc.). I like flipping through it every now and then and it reminds me what projects are still not finished. It also shows me how much I've finished so you can give yourself a pat on the back!

I also keep a separate notebook (also cute! ha-ha) and keep general quilting ideas in it and lists. These include design ideas for machine and longarm quilting, list of quick gift ideas to make, quilts I want to make someday, quilt/sewing sayings (sometimes these go into a label) and quilting tips. This notebook is handy to take to quilt shows where I can quickly jot down a design idea, quilting design, etc. You can also take photos, but sometimes it's hard to find the photos later!

Happy Quilting!
Judy & Rebecca
Co-chairs UFO Club

UFO Club Finishes and Sharing







THANK YOU! THANK YOU!



**THE LINUS GANG!
WE APPRECIATE YOU!!**

PROJECT LINUS JANUARY 2025



March 2025 Project Linus

Many, many thanks to those of you who turned in completed quilts at the February Guild meeting. We have completed a total of 36 quilts since January!!!!

We had a great turnout at the February workshop. Eight Linus Ladies assembled Nine Kits, and Twelve quilts were pin basted. An all-time record for one workshop. Well done! If you are new to quilting, please come to these workshops. I did not know how to quilt when I first joined the guild over ten years ago. I learned so much from watching what everyone was doing. I knew how to sew – but what was a quarter inch foot?? It is so rewarding doing something to contribute to the children of San Diego who are in need. It is very satisfying to see so many cute quilts go to kids in the hospital That's my sewing story – what is yours?

Project Linus will continue to meet on third Tuesday of the month. Please plan to come on Tuesday, March 18. Many hands make light work.

~Linda Duggan~





QUILT TIL YOU WILT
Every 2nd Monday

I hope that you will join Jo for Quilt til You Wilt the second Monday of each month. Join us at Tierrasanta Lutheran Church

11240 Clairemont Mesa Blvd, SD, from 10-3pm

on the Second Monday of the Month. A fee of **\$5/person** will be collected as a donation to the church for the use of the facility. It is recommended that participants bring their lunch as no eateries are within walking distance of the church. Several options, however, are in easy driving range. Ironing boards, iron and worktables will be provided.

2025 Dates:

March 10, 2025


April 14, 2025

May 12, 2025

June 9, 2025.



QUILT RETREAT



VINA DE LESTONNAC RETREAT CENTER

Vina De Lestonnac Retreat Center

39300 De Portola Rd

Temecula, CA 92591

Time to sign up for our Thursday May 15 – Sunday May 18, 2025, retreat.

The prices are as follows:

- Double Occupancy - \$548.00/person
- Single Occupancy - \$748.00/person
- Come for the day is \$40.00 (includes lunch)
- *At-this-time there are no three-bedroom units available.

The charge includes meals from noon Thursday, through Brunch Sunday, as well as all bedding, towels, and an 8' sewing space. Our group continues to have a great time as we make more fun on these retreats than a quilter should be allowed to have! There is a bonus; Lots of projects are finish!

To make a reservation a minimum \$100 deposit will need to be made. You may use our website to make your deposit or write a check to Seaside Quilters Guild and mail it to our PO Box.

P.O. Box 80154, San Diego, CA. 92134-

Final payments must be made by check, by May 1, 2025.

Please sign up soon, as we only have five spaces left! LET THE FUN BEGIN!

LET THE FUN BEGIN!

CHIT CHAT – COMFORT CARDS



Hey, Seasideers!

Be sure to look for the Chitchat table right behind the check in table at our next meeting. Let me know what you and your partner decide to do when you get together-I'm sure others would like to hear about it.

See you in March!

Remember-there are no strangers, just friends you haven't met yet!

Make sure you sign up at the check-in table at the door at our MARCH 2025 meeting!

COMFORT CARDS

Joyce McCarthy will send a card to any member who needs support.



Please let her know @

Phone: 858-272-4871

Email: jtimeout@san.rr.com

INSTAGRAM GIVE AND TAKE



seaside_quilters_in_san_diego

Following ▾

Message



172 posts

104 followers

25 following

Seaside Quilters Guild in San Diego

We are a friendly group of quilters in San Diego, CA. We meet once a month at the Soledad Club in Pacific Beach

seasidequiltguild.com



Isn't it amazing the treasures that can be found on the Give and Take Table?

Give and Take Table:-

Wow, we raised \$214 at the Give and Take table in February. Thank you all for your generosity. As Sue mentioned, this is an important fundraiser for our guild. We will have more fabric and other items this month from the family of a quilter who passed away. Debbie Z. gave it to me, and I have had a chance to sort through it and remove the fabrics that were not for quilting. I hope you can find some treasures in it.



Phyllis D.



QUILT SAN FRANCISCO

YOU ARE INVITED TO JOIN US

MARCH 28-29

FOR

QUILT SAN FRANCISCO 2025-[IN PERSON AND ON LINE!](#)*

Friday, March 28, 2025, 10 am – 6 pm

Saturday, March 29, 2025, 10 am-5pm

Saint Mary's Cathedral, 1111 Gough Street (@ Geary) in San Francisco



The Show includes over 300 quilts, wearable art, vendors, presentations, make-and-take activity and a drawing to win one of 12 splendid full-sized quilts.

SUNSHINE QUILTERS INVITES US!

March 11, 2025 Lecture:

Renette Center, 935 Emerald Avenue, El Cajon. 7:00 – 9:00 PM. Doors open at 6:30 PM. Guest fee \$5.00.

Speaker - Sue Bouchard has been sewing since she was four and quilting since she was twelve. She loves to design and make modern quilts which are influenced by traditional designs. Her passion is teaching and inspiring others. Sue has taught at many Quilt Guilds, International Festivals and Craftours throughout the world. She'll share with you her journey and insights discovered by finding solace in her sewing room. Explore ways to combine styles, techniques and colors to create your own one-of-a-kind quilts. Special emphasis is the use of directional fabrics for effective design elements. Over 35 samples will inspire you!

March 15, 2025: Workshop: "Moon Dance" by Sue Bouchard



Combining Triangle in a Square patches with Pieced Triangle Squares gives the illusion of curves without any curved piecing. The Stars are brought together with Quarter Square patches. Your patchwork will dance across the Background!

Workshop Fee: \$40.00

Kits (Required – payable to Sue) - \$60 includes all fabrics, pattern and templates to complete the quilt top including the Binding. 32" x 42"

Lakefront Mobile Home Park –
9395 Harritt Road, Lakeside, CA

Class time 9:00 – 3:00 PM. You may arrive at 8:30 to get set up.

Contact Kathy Barnes - 619-916-9760 to register for the class.

<https://vmota.org/>



January 11 – April 26

**BEADED
ECHOES**



January 11 – Feb 22

REWIRED



January 11 – April 26

PRISM PLAY



January 11 – April 26

**ROCKS, WATER,
AND
REFLECTIONS**



January 11 – April 26

**A PIECE OF THE
WORLD – A
PIECE OF YOU**



Seaside Quilters Guild
 Monthly meetings - First Tuesday of
 the month (except July & August)
 First Meeting Free
 6:30 PM Social Time
 7:00 PM Meeting & Program

Soledad Club, 5050 Soledad Road,
 San Diego, CA 92109

This month's meeting: Tuesday,
 MARCH 4, 2025

5:30 PM Social Time
 6:00 PM Meeting Starts

Newsletter:

Our newsletter is published monthly by Seaside Quilters for our members and San Diego area guilds.

The normal cutoff date for submissions to the newsletter is the **15th of each month.**

Mail your submissions to Debbie Murbach
 email: debinkodesigns@gmail.com

Members are encouraged to submit information about tips; upcoming quilt shows; quilt shops visited; special recipes; or reviews of new books. Seaside Quilters reserves the right to edit articles for space. The information presented herein is for the education and benefit of our members.

Board Meetings

Guild board meetings will be held on the Monday preceding our guild meetings from 4:30 to 5:30pm on Zoom.

WEBSITE

<https://seasidequiltersguild.com/>

FACEBOOK:

<https://www.facebook.com/pages/Seaside-Quilters/110905575667120>

INSTAGRAM:

https://www.instagram.com/seaside_quilters_in_san_diego/

We welcome members & guests alike who love quilts or enjoy making them.
 Our Annual Membership dues are \$50.00
 Guest Fee is \$5.00 per meeting

Seaside Board Members 2024-2025

Elected Officers

President	Sue Steven
V.P.	Jo Vroman
Corresponding Secretary/ Comfort & Joy	Joyce McCarthy
Recording Secretary	Edie Greenburg
Treasurer/ Budget	Chris Winger

Appointed Officers

2024-2025 Programs	Helen Hillman, Chris Bernet
Historian	Lois Heath
Parliamentarian / Bylaws Chair	Linda Duggan, Lois Heath, Sue Steven

Committees

FUN RAISER NIGHT	Jo Vroman
Block of the Month UFO Club	Mary Anderson Judy Uyemara, Rebecca Johnson
Door Prizes	Helen Hillman
Give & Take Table	Phyllis Drewett
Hospitality	Cynthia Lyons-Dailard
Membership	Helen Hillman, Beth Bertsch
Quilt Challenge	Carol Simpson
Newsletter	Debbie Murbach
Opportunity of the Month	Cindy Feagle
Project Linus	Linda Duggan
Quilting Sisters	Barbie Lorenz
Webmaster	Chris Bernet Chris Winger

Other Activities & Charity Projects

CCSA	Lois Heath
Old Town / History Quilting	Ginny Pence, Patt Seitas
Retreat Coordinator:	Sally Stovall
SCCQG	Chris Bernet, Rebecca Johnson
Toy Drive/ Snowman Contact	Mary Ann Moga
Visions Museum of Textile Art	Debbie Murbach