



Seaside View

April 7, Meeting at
Pacific Beach Presbyterian Church
1675 Garnet, Pacific Beach



PRESIDENT'S MESSAGE

I'm off to sunny Florida for a month cruising on my boat that we store on its trailer in Jacksonville. Not sure if we are going north or south..... depends on the weather. I won't be at the April Guild meeting, but Jo will be there, and she will be announcing the slate of candidates for next year's board. Thanks in advance for those of you who raised your hand when asked to volunteer. Also, you will hear about any proposed bylaw changes. You will have a chance to vote on the slate and the bylaws in the May meeting. See you in May!

Sue

VICE PRESIDENT MESSAGE



Update on nominating committee:

Slate of nominations will be presented at April meeting. We are still seeking nominations for President.

Jo

APRIL 7 MEETING

FELLOW MEMBERS TEACH

Ursula from Linus will be talking about the history of Linus and how the organization works. She'll also be talking about their clients and how many different groups of people they can assist.

Cindy Feagle will be teaching us how to make Jester Bags. These cute, simple to make bags, can be used to put candy or other snack items, or for small gifts. How about a gag gift to carry out the Jester theme? The larger version was made to hold a wine bottle!




Sally Stovall will be teaching Accordion Sewn Half Square Triangles (HST). Have you ever made a quilt, table runner, etc. when you need many half square triangles of the same size? Scrappy or otherwise? Learn the technique created by Beth Helfter of Eva Page Quilt Designs. You can create six to ten scrappy or exactly alike, HST at a time.



MARCH 3 WORKSHOP

JEAN IMPEY

I AM SO JEALOUS! THIS WORKSHOP SOUNDED SO FUN! SALLY AND CHRIS SHARED THEIR UFINISHED FACES. LOVE THEM!



CHRIS BERNET



SALLY STOVALL

SEASIDE PROGRAMS 2025-2026

**JANICE FAULSTICH AND SALLY STOVALL
ARE OUR PROGRAM LEADERS**

DATE	SPEAKER	PROGRAM
APRIL 7	Fellow members teach	
MAY 5	Stephanie Dotson	Non-profit creative place
JUNE 2		Potluck and Challenge Reveal



HELLO SEASIDE QUILTER'S GUILD

Thank you so much for your generous donation! We really appreciate your support, and we really look forward to making the PB Arts Center a home for arts in the community – and maybe even a place your guild could come together and take or run classes!

Thanks!

Leslie Follmer

Treasurer and Philanthropy & Impact Committee Co-Chair, PB Arts Center

BIRTHDAYS/ DOOR PRIZES



HAPPY BIRTHDAY APRIL BABIES

The following members are celebrating their birthday in **APRIL!**



LET HELEN KNOW IF YOUR BIRTHDAY IS MISSED.

GINNY PENCE	4/10
ANN CONN	4/11
CHRIS BERNET	4/19
SUE TURSI	4/25
JOYCE MCCARTHY	4/29
MAYA ANGELOU	4/4
DAVID LETTERMAN	4/12
WILLIAM SHAKESPEARE	4/23
KIRSTEN DUNST	4/30

APRIL BABIES Please bring a little something to share for door prizes: Candy, cookies, flowers, Quilty stuff. Anything that you would love to open as a door surprise.

People born in April are known for being natural-born leaders, ambitious high-achievers, and possessing energetic, optimistic personalities.



UFO CLUB

SEASIDE QUILT GUILD UFO CLUB

1. Judy Uyemura
2. Sue Steven
3. Sally Stovall
4. Jo Vroman
5. Julie Hasl
6. Rebecca Johnson
7. Linda Tarke
8. Lois Heath
9. Phyllis Drewett
10. Susan Richmond
11. Joyce McCarthy
12. Cindy Feagle
13. Mary Anderson
14. Janice Faulstich
15. Karen Zappone
16. Ginny Pence
17. Gaye Larson
18. Sally Parrish
19. Despo Stevens
20. Chris Bernet
21. Dian Carmichael
22. Linda Duggan
23. Deborah Lancaster
24. Andrea Mau
25. Mary Woo
26. Cynthia Lyons-Dailard
27. Teresa Keane
28. Sue Tursi
29. Patt Seitas

Hi Everyone!

It was so nice to see so many completed UFO's last month. Way to go!

Congratulations to everyone who finished UFO's: Ginny (won the Rosie's \$20 gift certificate), Patt (2), Linda, Julie H. (3), Dian (won granola), Teresa (2), Sue, Lois, Judy (3) and Cindy (3, won granola).

All your names were added to the pot for the June mega UFO drawing for more chances to win prizes!

Also, welcome to Patt Seitas who just joined the UFO Club in March. We still have April, May, June and the bonus June mega drawing coming up, so lots of chances left to win!



UFO CLUB

SEASIDE QUILT GUILD UFO CLUB

Have you noticed that you are more likely to finish projects that have a deadline? I set myself a deadline to finish two of my Jean Impey quilts so that I could show them at the meeting to Jean and they actually got finished! It occurred to me that my quilts without deadlines often become UFO's! Perhaps start trying to set your own deadline to finish a quilt like finishing the flag quilt before the 4th of July or finishing one UFO a month. Maybe even put it on your to do list or in your planner/calendar. It sure is satisfying to check things off your to do or to make lists!


Another idea is to reward yourself after completing a UFO. This can be quilt related or non quilt related. If you win a UFO Club prize, that's a nice reward for finishing something. However, you can reward yourself as well (a nice lunch at the mall, a new pattern, fun fabric, etc.). I like to start a new project as a reward for finishing one. Never mind that this creates another UFO haha! I just love starting new projects!

Please try to finish a UFO for the April meeting. Remember, it can be a small item too if it's finished or three unfinished Linus tops count as well for one ticket. Looking forward to seeing your handiwork at the next meeting.

Judy & Rebecca
UFO Club Co-Chairs

P.S. Summer is a good time to work on FUNdraiser items and holiday gift items, before it gets too hectic in the Fall and holiday time! Also, a good time to work on UFO's as we don't meet in July or August.

MARCH MEETING SHOW & TELL UFO




MARCH MEETING SHOW & TELL UFO



MARCH MEETING SHOW & TELL UFO



MARCH MEETING SHOW & TELL UFO





PROJECT LINUS APRIL 2026

THANK YOU, LINDA

April 2026

Project Linus

Next Linus workshop is **TUESDAY, April 21**. from 10:30am to approximately 2pm. Bring your own lunch. The main focus is to sandwich the tops, batting and backing and do the pin basting. This goes very quickly with 3 or 4 people around the big table and more to iron and prep the fabric.

My real need right now is to have the quilting done. We all love to make the tops. Getting them finished is the challenge. 😊 The pin basted quilts need some simple stitching to complete the process. Smaller quilts are great to practice your free motion if you are learning. There are several slightly larger tops that need to be done with a long arm machine. Please let me know if you can do these.

I will bring a big box of blankets to the Guild meeting on April 1. They are pin basted and ready for your stitching. If you can't come to the Guild meeting or the Linus workshops, please let me know if I can drop some off to you.

Project Linus will continue to meet on the third Tuesday of the month. Many hands make light work.

~Linda Duggan~

QUILT TIL YOU WILT

Every 2nd Monday



Quilt til You Wilt continues the Second Monday of the Month.

Tierrasanta Lutheran Church
11240 Clairemont Mesa Blvd, SD

- 10:00-3:00 PM
- \$5/participant for use of facility
- Bring your lunch
- Even if you are not working on a project drop by just for fellowship
- We will meet during the summer for those that want to drop by.

2026 Dates:

April 13, 2026
May 11, 2026
June 8, 2026
July 13, 2026
August 10, 2026
Sept. 14, 2026
Oct. 12, 2026
Nov. 9, 2026
Dec. 14, 2026





QUILT RETREAT



VINA DE LESTONNAC RETREAT CENTER

Vina De Lestonnac Retreat Center

39300 De Portola Rd
Temecula, CA 92591

May 14 – 17, 2026

Double Occupancy - \$650.00
Single Occupancy - \$850.00
Daily Rate \$50

September 28 – October 1, 2026

Double Occupancy - \$625
Single Occupancy - \$775
Daily Rate- \$50

To reserve your spot at any of the retreats a \$100.00 deposit is required. One deposit per retreat. Please identify which retreat and whether you wish to reserve a double or single room. The deposit may be made with a check made out to Seaside Quilters Guild or from our website.

Our retreats are very relaxed. Everyone sews on their own project(s). Each retreat includes nine meals, bedding, towels and 6-foot sewing table. In addition to sewing, it is an opportunity to get to know fellow guild members and do a little shopping at the quilt stores in Temecula if you desire.

Let the fun begin!!

DEAR JANE QUILT BLOCK OF THE MONTH 2 YEAR PROJECT

STARTED IN OCTOBER 2025



Hi all-

Now that I am working on my blocks (yes, I got a late start), I have a couple of notes to share.

1. I am not adding the sashing shown in the Hobby Stash Patterns. That sashing does not make sense to me. I will add sashing later.
2. Without the sashing on each of my blocks, my unfinished blocks are finishing at 5 inches square.
3. In the Dear Jane book and the actual Dear Jane quilt, the border triangles have the background fabric on the outside edges, but at least one (if not more) of the Holly Stash triangle patterns show the print on the outside edge of the triangle with the background used in the middle pieces. Make sure you are putting your background and print fabrics in the locations that you want. I would hate for you to have to remake a triangle (Like I am doing).

Take care, Roni
858-750-5928

DEAR JANE QUILT BLOCK OF THE MONTH 2 YEAR PROJECT

MONTH 6 - April 2026 BLOCKS



Month 6 – April 2026

A-10 Which Points West. B-11 Melissa's Cross. C12 Family Reunion.
D-13 Field of Dreams. I-01 Ralph and Nelda's Wedding. Loving life.
Top row 2. Top 13. Right 10. Bottom 8. Left 5.

Block	Color	Difficulty	Approx. # Pieces	Finished Yes/No
A10		H	14	
B11		M	21	
C12		E	49	
D13		E	5	
I01		--	--	
Top 2		E	20	
Top 13		E	20	
Right 10		--	--	
Bottom 8		M	33	
Left 5		--	--	

DEAR JANE QUILT BLOCK OF THE MONTH 2 YEAR PROJECT

MONTH 5 - March 2026 BLOCKS



Month 5 – March 2026

C-1 Trooper Green's Badge. D-2 Mouse in a Mirror. E-3 Paddle Wheels.

F-4 Old Windmill. G-5 Poof. H-6 Pie Sale. I-7 Mac and Muff.

J-8 Anna's Anchor. K-9 Scout's Honor. L-10 Nan's Naiad.

Block	Color	Difficulty	Approx. # Pieces	Finished Yes/No
C1		E	13	
D2		M	24	
E4		E	20	
F4		E	13	
G5		E	8	
H6		M	21	
I7		E	17	
J8		M	22	
K9		E	21	
L10		M	40	

DEAR JANE QUILT BLOCK OF THE MONTH 2 YEAR PROJECT

MONTH 4 - FEBRUARY 2026 BLOCKS

A-11 Pebbles Protest, B-12 Starflower, C-13 Lakota Sioux, K-13 Brandon's Star, M-03 Firewood Flower, Bottom Row 6, Right side 8, Left side 3, Bottom Right Corner.



Block	Color	Difficulty	Approx.# of pieces	Finished Yes or No
A-11				
B-12				
C-13				
K-13				
M-3				
Top Row 11				
Bottom Row 6				
Right side 8				
Left side 3				
Bottom Right Corner				

DEAR JANE QUILT BLOCK OF THE MONTH 2 YEAR PROJECT

JANUARY 2025 BLOCKS

Month 3 - January 2026

B-1 Batchelor Buttons. C-2 Streak of Lightning. D-3 Jason's Jack.

E-4 Buffalo Tree Hopper. F-5 Parcheesi. G-6 Papa's Star.

H-7 Bennington Star. I-8 Pete's Paintbox. J-9 Maury High School. K-10 Quandry.

Block	Color	Difficulty	Approx. # Pieces	Finished Yes/No
B1		E	5	
C2		M	21	
D3		E	2	
E4		M	19	
F5		M	15	
G6		H	31	
H7		M	25	
I8		E	17	
J9		E	13	
K10		M	29	



DEAR JANE QUILT BLOCK OF THE MONTH 2 YEAR PROJECT

NOVEMBER 2025 BLOCKS

November 2025 Blocks

A-12 Framed Fancy. K-12 Doris' Dilemma. L-1 Widow's Pane.

L-13 Harvest Moon. M-2 Duff's Bluff. Top 9. Bottom 4.

Left Side 1. Right Side 6. Top Right Corner.

Block	Color	Difficulty	Approx. # Pieces	Finished Yes/No
A12		M	45	
K12		E	11	
L1		M	25	
L13		M	12	
M2		E	21	
Top 9		E	9	
Bot 4		E	25	
Left 1		M	33	
Right 6		M	26	
Top Right Corner		M	20	



DEAR JANE QUILT BLOCK OF THE MONTH 2 YEAR PROJECT

OCTOBER 2025 BLOCKS

Block Picture:



Block Table:

Book Block ID	Estimated Difficulty	Approx. # Pieces	Finished Yes/No
A1	E	32	
B2	M	16	
C3	E	25	
D4	E	21	
E5	E	21	
F6	E	26	
G7	M	21	
H8	M	32	
I9	M	42	
J10	M	21	
K11	EM	25	

GIVE AND TAKE & HISTORIAN



Isn't it amazing the treasures that can be found on the Give and Take Table?



Give and Take Table

It is always so exciting each month to see what treasures are on the Give & Take table. I have found some wonderful fabrics and patterns there. I hope all of you take the time to check it out. Your donations for any of the items you take really helps our budget. Remember to take home any items you brought to share that were not taken.

Thank you,
Phyllis Drewett

Historian

Look up the meeting pix on the private FB page! We have had so many great showings and wonderful displays. Also, look at the "FILES" tab to see lots more - plus files of patterns, BOMs, and other information. This is a private page and will require permission. Just send a "messenger" to Lois Heath to be listed with permission. (I will verify within the directory.) Sure, there are "newer" media platforms, we have a lot we want to maintain and have available for longer periods of time!

Stitchingly, Lois Heath

Seaside Quilt Guild - San Diego



CHIT CHAT



ChitChat

I was going to wish my Seaside friends a happy and colorful spring. It seems, however, that we've jumped directly into summer. Last month, we only had three people sign up for chitchat so they agreed that all of them would get together. Let's try for a better turnout in April. We have several new members, and whether you sign for ChitChat or not, let's all make a point of greeting them at our next meeting. When we reach out to new people, it helps them to feel welcome and helps us retain our new members. Everyone likes to feel wanted!

Look for the chitchat sign and box at our April meeting. I will try to go around and encourage people to join in, but if you don't see me, you can take a card from the box and write your name and phone number on it. We need all the friends we can get!

Janice



VISIONS
MUSEUM OF
TEXTILE ART

Patient Fidget Mats

VMOTA is partnering with Scripps Health, the leading nonprofit healthcare system in Southern California, to create Patient Fidget Mats. These mats are used in clinical healthcare units to give patients something to keep their hands busy and help them stay calm and engaged. They are often provided to patients who may pick at their IVs, patients in rehabilitation, or individuals living with Alzheimer's.

Right now, Scripps has far more requests for these mats than their one amazing volunteer seamstress can keep up with—so they could really use our help!

Each mat should be a 17-inch by 15-inch rectangle with a quilted backing to make it sturdy. Add 5–6 items that are securely sewn on so they cannot be removed, ensuring patient safety. Good options include zippers, buttons, ribbons, laces, and fabrics with different textures. Beads are also acceptable if they are attached to fabric or string that is firmly sewn onto the mat.

If you'd like to support Scripps Health by creating a Patient Fidget Mat for patient comfort and engagement, please drop them off at VMOTA during our open hours between March 25th and April 22nd.



MAKING A QUILT TO HONOR WOMEN OF OLD TOWN



LOOK WHO IS MAKING THE QUILT TO HONOR WOMEN OF OLD TOWN WHILE WEARING OLD-FASHIONED ATTIRE!

GINNY PENCE
PATT SEITAS



This square depicts the three daughters of Juan Bandini. They made the first American flag that was raised in Old Town Plaza on July 29, 1846, the day John Charles Fremont arrived in town.



VISIT THREADS OF THE PAST IN OLD TOWN SAN DIEGO STATE HISTORICAL PARK.

PACIFIC BEACH PRESBYTERIAN
CHURCH
1675 GARNET AVE. SAN DIEGO

This month's meeting: Tuesday,
April 7,, 2026

5:30 PM Social Time
6:00 PM Meeting Starts

Newsletter:

Mail your submissions to Debbie Murbach
email: debinkodesigns@gmail.com

Members are encouraged to submit
information about tips; upcoming quilt shows;
quilt shops visited; special recipes; or reviews
of new books. Seaside Quilters reserves the
right to edit articles for space. The
information presented herein is for the
education and benefit of our members.

Board Meetings

Guild board meetings will be held on the
Monday preceding our guild meetings from
4:30 to 5:30pm on Zoom.

WEBSITE

<https://seasidequiltersguild.com/>

FACEBOOK:

[https://www.facebook.com/pages/Seaside-
Quilters/110905575667120](https://www.facebook.com/pages/Seaside-Quilters/110905575667120)

INSTAGRAM:

[https://www.instagram.com/seaside_quilters_i
n_san_diego/](https://www.instagram.com/seaside_quilters_in_san_diego/)

*We welcome members & guests alike who
love quilts or enjoy making them.*

Our Annual Membership dues are \$50.00
Guest Fee is \$10.00 per meeting

Other Activities & Charity Projects

Old Town / History Quilting	Ginny Pence, Patt Seitas
Visions Museum of Textile Art.	Patt Seitas Jo Vroman,
Refugee Net Coordinator	Sue Steven, Mary Anderson
Quilt Estate donations	Linda Duggan, Glenda Darian

Seaside Board Members 2025-2026

Elected Officers

President	Sue Steven
V.P.	Jo Vroman
Recording Secretary	
Treasurer/Budget	Chris Winger
Membership	Ginny Pence

Appointed Officers

2025-2026 Programs	Janice Faulstich, Sally Stovall
2026-2027 Programs	Jo Vroman, Debbie Zeller
Historian	Lois Heath
Parliamentarian / Bylaws Chair	Linda Duggan, Lois Heath, Sue Steven
Assistant Treasurer	Gay Larsen

Committees

Block of the Month	Mary Anderson
Challenge	Carol Simpson
Chit Chat	Janice Faulstich
Comfort & Joy	Joyce McCarthy
Dear Jane Group	Roni Cripps
Door Prizes	Helen Hillman
Fun Raiser	Ginny Pence, Jo Vroman
Give & Take Table	Phyllis Drewett
Hospitality	OPEN
Quilt Challenge	Carol Simpson
Newsletter	Debbie Murbach
Opportunity of the Month	
Project Linus	Linda Duggan
Public Relations-	
Public Facebook	Patt Seitas
Private Facebook	Lois Heath
Quilting Sisters	Julie Hasl
Retreat Coordinator:	Sally Stovall

SCCQG	Chris Bernet,
Tech Team	Sally Stovall Patt Seitas
UFO Club	Judy Uyemara, Rebecca Johnson